

General features for MPE Series (Deep-cycle) battery

- * Absorbent Glass Mat (AGM) technology for efficient gas recombination of up to 99% and freedom from electrolyte maintenance or water adding.
- * Computer designed lead, calcium tin alloy grid for high power density.
- * UL-recognized component.
- * Long service life, float or cyclic applications.
- * Maintenance-free operation.
- * Low self discharge.
- * Case and cover are available in both standard and flame retardant ABS (Standard : UL94V0).



Maxton Power Tech Co., Ltd
www.maxtonpower.com
info@maxtonpower.com

MPE12-80 (12V80Ah)

Specifications

Nominal Voltage		12V	
Rated capacity (10 hour rate)		80 Ah	
Dimensions (±2mm)	Total Height	T16	216 mm (8.50 inches)
		T33	228 mm (8.98 inches)
	Height	208 mm (8.19 inches)	
	Length	260 mm (10.2 inches)	
Width		169 mm (6.65 inches)	
Weight Approx (±3%)		23.0 Kg (50.6 lbs)	

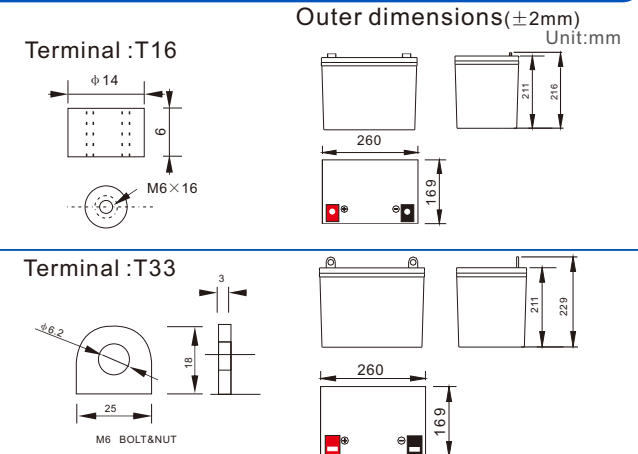
Battery picture and construction



Battery Construction

Component	Positive plate	Negative plate	Container	Cover
Raw material	Lead dioxide	Lead	ABS	ABS
Component	Electrolyte	Separator	Safety valve	Terminal
Raw material	Dilute sulfuric acid	Fiberglass	Rubber	Copper

Outer dimension and terminal



Characteristics

Capacity 25°C(77°F)	10 hour rate(8.0 A,10.8V) 5 hour rate(12.8A,10.5V) 1 hour rate(48 A,9.6V)	80Ah 64Ah 48Ah
Internal Resistance	Full charged battery at 25°C(77°F)	Approx 5.0mΩ
Capacity affected by Temperature (10hour rate)	40°C (104°F) 25°C (77°F) 0°C (32°F) -15°C (5°F)	102% 100% 85% 65%
Remaining capacity Self-Discharge At 25°C(77°F)	Capacity after 3 month storage Capacity after 6 month storage Capacity after 12 month storage	91% 82% 64%
Terminal type	T16 (Option T33)	
Max. Discharge current 25°C/(77°F)	750A (5Seconds)	
Nominal operating temperature	25°C ±5°C(77°F ±9°F)	
Operating Temperature Range	Discharge Charge Storage	-15°C ~50°C (5°F ~122°F) -10°C ~50°C (14°F ~122°F) -20°C ~50°C (-4°F ~122°F)
Charge methods (constant Voltage) At 25°C(77°F)	Cycle use Standby use	Initial Charging Current less than 20A Voltage 14.5-15.0V Temperature compensation:-30mV/°C Voltage 13.5-13.8V Temperature compensation:-18mV/°C

Constant current discharge (25°C , 77 °F)

Unit:A

Constant power discharge (25°C , 77 °F)

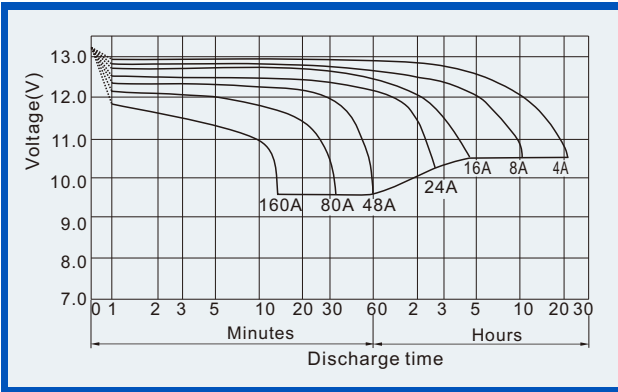
Unit:watts

Time	Unit:A												
	5min	10min	15min	30min	1h	2h	3h	4h	5h	8h	10h	20h	
9.60V	A	256	169	136	91.2	48.0	28.0	20.6	16.0	13.2	9.36	8.40	4.54
	W	2644	1803	1459	981	518	307	229	180	150	107	97	52.7
10.20V	A	248	152	128	87.2	45.1	26.7	20.0	15.6	13.0	9.12	8.24	4.40
	W	2650	1701	1434	979	510	308	232	181	151	107	97	51.6
10.50V	A	240	136	112	81.6	43.7	26.1	19.5	15.4	12.8	9.04	8.08	4.40
	W	2622	1550	1279	939	506	302	227	180	150	106	96	52.0
10.80V	A	231	128	104	75.2	42.2	25.4	19.0	15.1	12.5	8.80	8.00	4.32
	W	2596	1481	1200	871	492	298	224	179	148	104	95	51.5
11.10V	A	224	120	96	67.2	40.8	24.8	18.4	14.7	12.2	8.56	7.60	4.08
	W	2536	1393	1119	786	480	293	219	175	145	103	91.7	49.4

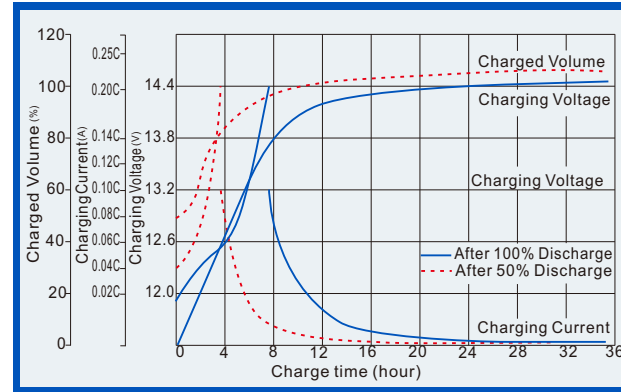
(Above characteristics data are average values obtained within three charge/discharge cycles,not the minimum values.)

Deep Cycle Battery (VRLA Battery, AGM technology) Maintenance-free Sealed Lead Acid Rechargeable Battery

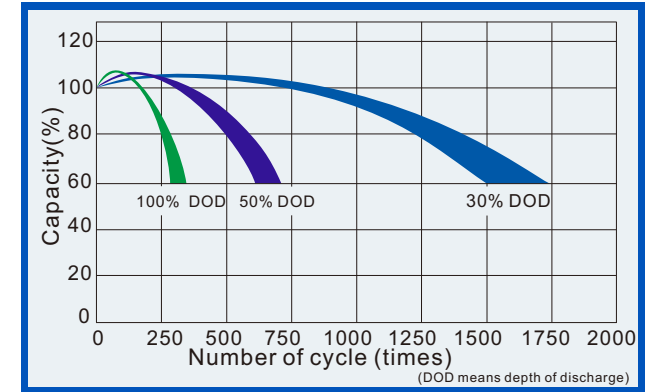
Discharge characteristics (25°C, 77°F)



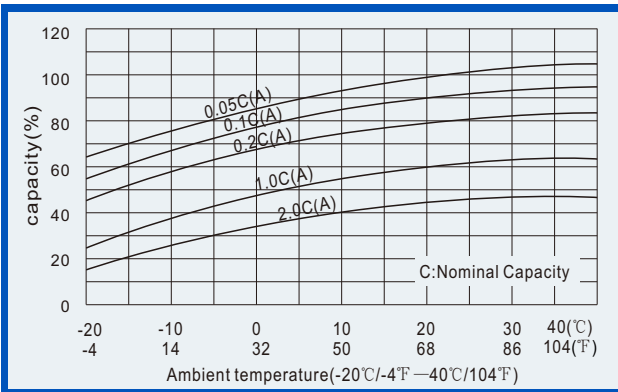
Charge characteristics (25°C, 77°F)



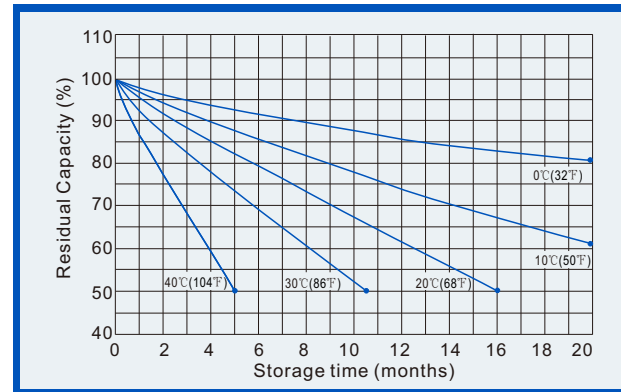
Life characteristics of Cyclic Use (25°C, 77°F)



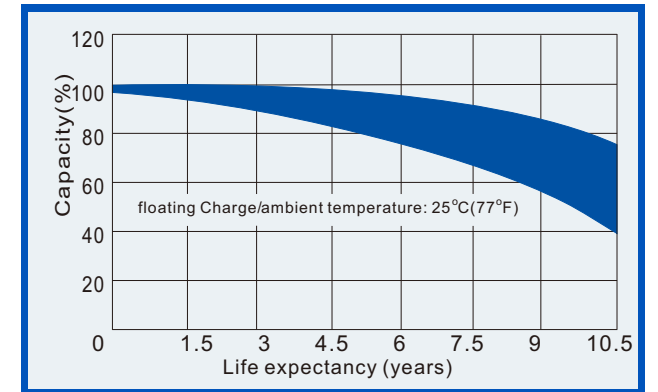
Effect of Temperature on capacity



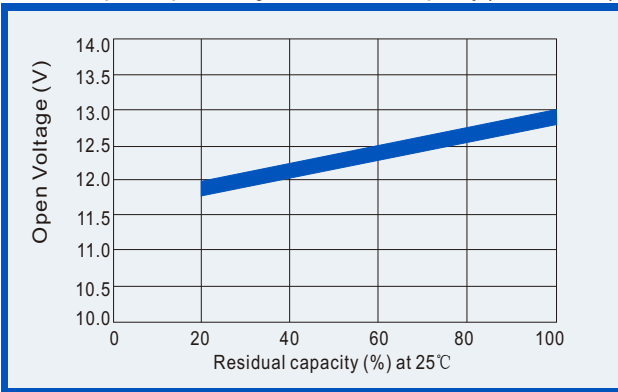
Self-discharge characteristics



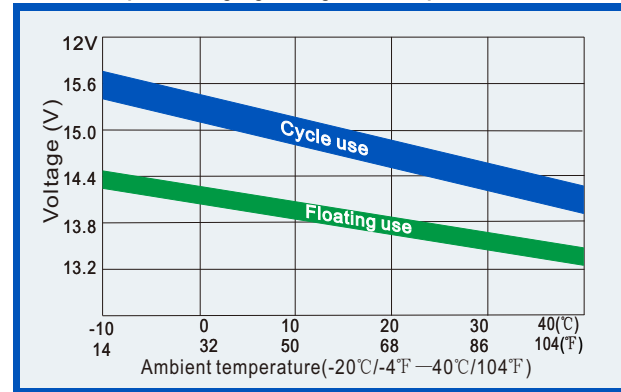
Life Characteristics of standby use (25°C, 77°F)



Relationships for open voltage and remained capacity (for reference)



Relationship for charging voltage and temperature



Temperature effects on floating life

