

General features for MPG (GEL) battery

- * Nanometer SiO₂ and H₂SO₄ gelled electrolyte technology for gas recombination of up to 99% and freedom from electrolyte maintenance or water adding.
- * Computer designed lead, calcium tin alloy grid for high power density.
- * Not restricted for air transport-complies with IATA/ICAO Special Provision A67.UL-recognized component.
- * Long service life, float or cyclic applications, specially suitable for motive power applications, such as golf trailer, srubber, folklift, etc.
- * Maintenance-free operation. Lower self discharge.
- * Case and cover available in both standard and flame retardant ABS.
- * The design life to 12V GEL battery is 15years, the deep discharge cycles increased over 50% as compared with the AGM battery.



Maxton Power Tech Co., Ltd
www.maxtonpower.com
info@maxtonpower.com

MPG12-250 (12V250Ah)

Specifications

Nominal Voltage		12V	
Rated capacity (20 hour rate)		250 Ah	
Dimensions (±2mm)	Total Height	T12	241 mm (9.45inches)
		T19	225 mm (8.82inches)
	Height	220 mm (8.66 inches)	
	Length	520 mm (20.55 inches)	
	Width	268 mm (10.55 inches)	
Weight Approx (±3%)		74.5 Kg (164.2lbs)	

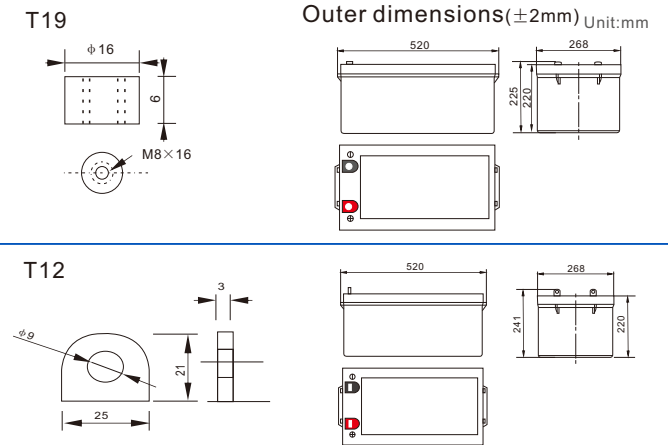
Battery picture and construction



Battery Construction

Component	Positive plate	Negative plate	Container	Cover
Raw material	Lead dioxide	Lead	ABS	ABS
Component	Electrolyte	Separator	Safety valve	Terminal
Raw material	Gelled acid	PVC	Rubber	Copper

Outer dimension and terminal



Characteristics

Capacity 25°C(77°F)	20 hour rate(12.5A,10.5V) 10 hour rate(23.3A,10.5V) 5 hour rate(40A,10.5V) 1 hour rate(150A,9.6V)	250Ah 233Ah 200Ah 150Ah
Internal Resistance	Full charged battery at 25°C(77°F)	Approx 3.0mΩ
Capacity affected by Temperature (20hour rate)	40°C (104°F) 25°C (77°F) 0°C (32°F) -15°C (5°F)	102% 100% 85% 65%
Remaining capacity Self-Discharge At 25°C(77°F)	Capacity after 3 month storage Capacity after 6 month storage Capacity after 12 month storage	91% 82% 64%
Terminal type	T19 (Option T12)	
Max. Discharge current 25°C/(77°F)	1800A (5Seconds)	
Nominal operating temperature	25°C ±5°C(77°F ±9°F)	
Operating Temperature Range	Discharge Charge Storage	-20°C ~55°C (-4°F ~131°F) -10°C ~55°C (14°F ~131°F) -20°C ~55°C (-4°F ~131°F)
Charge methods (constant Voltage) At 25°C(77°F)	Cycle use	Initial Charging Current less than 62.5A Voltage 14.50-15.00V Temperature compensation:-20mV/°C
	Standby use	Voltage 13.50-13.80V Temperature compensation:-18mV/°C

Constant current discharge (25°C , 77 °F)

Constant power discharge (25°C , 77 °F)

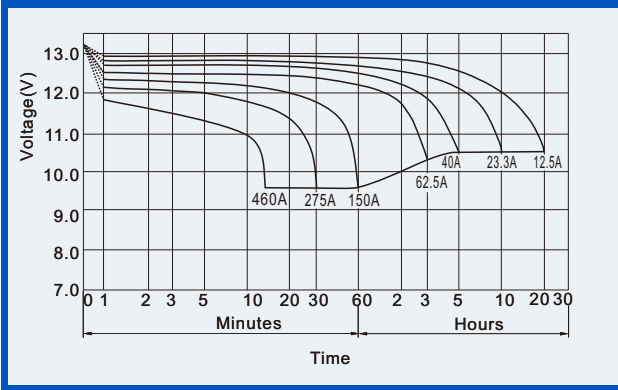
Unit:A Unit:watts

Constant Current(Amp) and Constant Power(Watt) Discharge Table											
Time		10min	30min	1h	2h	3h	4h	5h	8h	10h	20h
9.60V	A	500.0	275.0	150.0	87.5	64.5	50.0	41.4	28.5	23.8	13.0
	W	5300	2929	1605	945	703	550	454.9	316.4	263.6	145.6
10.20V	A	475.0	277.5	141.0	83.5	62.5	48.8	40.5	28.3	23.5	12.6
	W	5225	3066	1565	935	706	553	460	321	267	143
10.50V	A	450.0	255.0	137.5	81.5	61.0	48.0	40.0	27.8	23.3	12.5
	W	5040	2869	1554	929	698	552	460	319	267	144
10.80V	A	425.0	235.0	132.5	79.5	59.5	47.3	39.0	27.3	23.0	12.2
	W	4824	2679	1517	918	690	550	454	317	268	142
11.10V	A	400.0	210.0	125.0	77.5	57.5	45.8	38.0	26.5	21.9	11.9
	W	4600	2426	1450	907	676	541	448	313	258	140

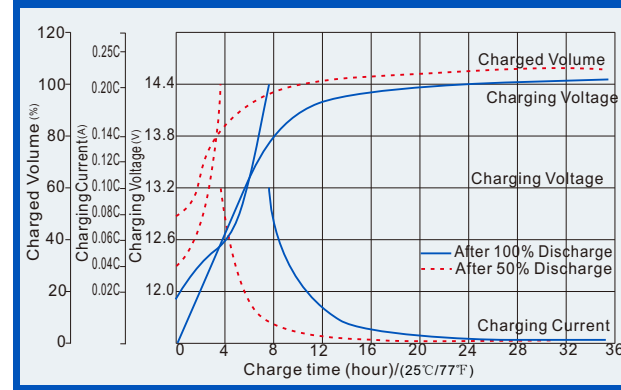
(Above characteristics data are average values obtained within three charge/discharge cycles,not the minimum values.)

GEL Battery (GEL technology) Maintenance-free Sealed Lead Gel Rechargeable Battery

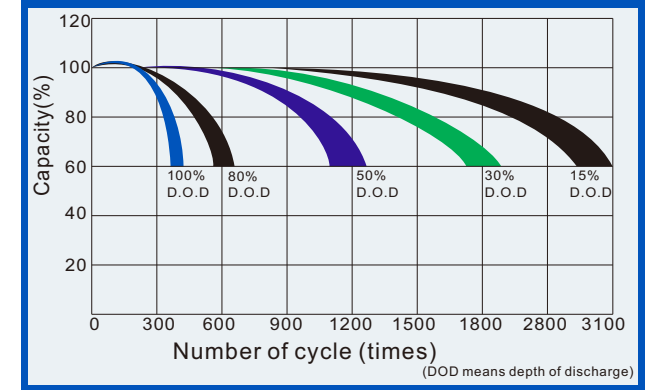
Discharge characteristics (25°C, 77°F)



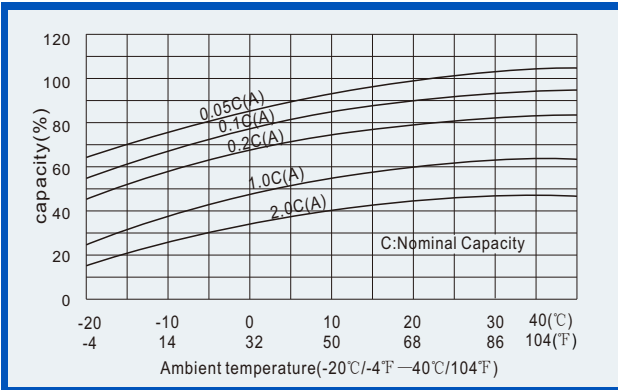
Charge characteristics (25°C, 77°F)



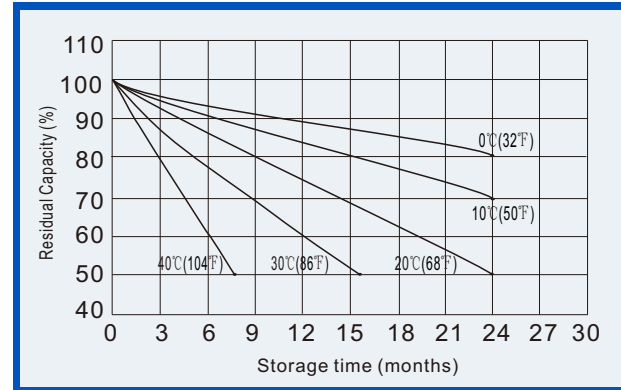
Life characteristics of Cyclic Use (25°C, 77°F)



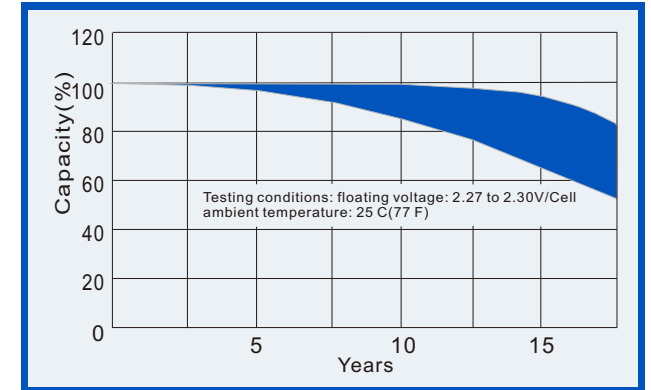
Effect of Temperature on capacity



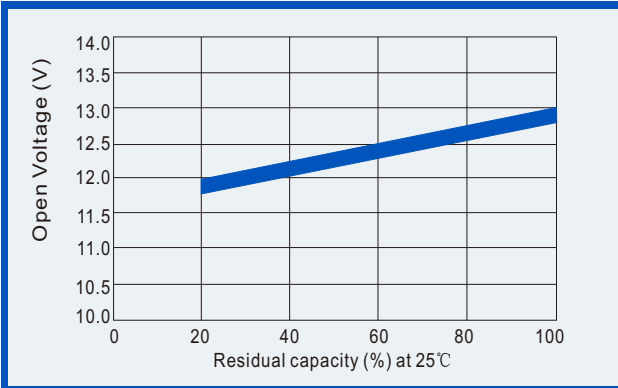
Self-discharge characteristics



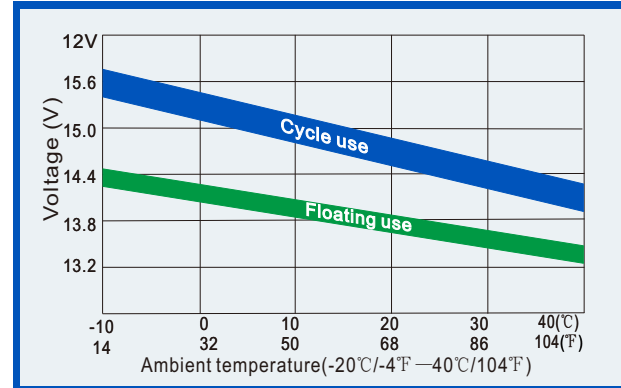
Life Characteristics of float service (25°C, 77°F)



Relationships for open voltage and remained capacity (for reference)



Relationship for charging voltage and temperature



Temperature effects on floating life

