

General features for MPHR series battery

- ★ MPHR stands for "High Rate Discharge." The series is a modern hi-tech energy application product;
- ★ Lead-calcium alloy grids and the use of high purity lead account for superior shelf-life characteristics;
- ★ Precision plate pasting for higher consistency with 100% load testing to ensure uniform capacity;
- ★ When it is used in safe surroundings, the battery is maintenance free, and you never need to add electrolyte, It can be recycled repeatedly;
- ★ High energy, high intensity, high quality output electrical energy product series.



Maxton Power Tech Co., Ltd
www.maxtonpower.com
info@maxtonpower.com

MPHR6-51W (6V12Ah)

Specifications

Nominal Voltage		6V
Number of cell		3 cells
Rated capacity (25°C)	Rated capacity/cell (15 minutes rate to 1.67V/cell)	51W
	Rated capacity (20 hour rate)	12Ah
Dimensions (±1mm)	Total Height	100mm (3.94inches)
	Height	94mm (3.70 inches)
	Length	151mm (5.94 inches)
	Width	50mm (1.97 inches)
Weight Approx (±3%)		2.0Kg (4.41 lbs)

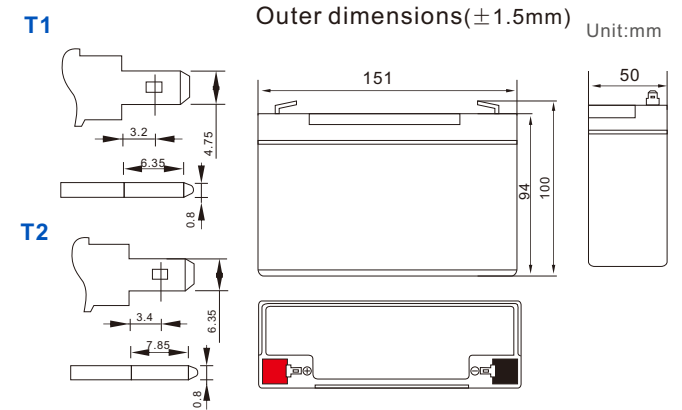
Battery picture and construction



Battery Construction

Component	Positive plate	Negative plate	Container	Cover
Raw material	Lead dioxide	Lead	ABS	ABS
Component	Electrolyte	Separator	Safety valve	Terminal
Raw material	Dilute sulfuric acid	Fiberglass	Rubber	Copper

Outer dimension and terminal



Characteristics

Capacity 25°C(77°F)	30 minutes rate(14.1A, 1.70V/cell) 15 minutes rate(25.9A, 1.67V/cell) 10 minutes rate(20.8A, 1.6V/cell)	83.1W 153W 198.3W
Internal Resistance	Full charged battery at 25°C(77°F)	Approx 6.5 mΩ
Capacity affected by Temperature (20hour rate)	40°C (104°F)	102%
	25°C (77°F)	100%
	0°C (32°F)	85%
	-15°C (5°F)	65%
Remaining capacity Self-Discharge At 25°C(77°F)	Capacity after 3 month storage	91%
	Capacity after 6 month storage	82%
	Capacity after 12 month storage	64%
Terminal type	T1 (option T2)	
Max. Discharge current 25°C/(77°F)	180A (5Seconds)	
Nominal operating temperature	25°C ±5°C(77°F ±9°F)	
Operating Temperature Range	Discharge	-15°C ~50°C (5°F ~122°F)
	Charge	-10°C ~50°C (14°F ~122°F)
	Storage	-20°C ~50°C (-4°F ~122°F)
Charge methods (constant Voltage) At 25°C(77°F)	Cycle use	Initial Charging Current less than 3.6 A Voltage 7.25-7.45V Temperature compensation:-30mV/°C
	Standby use	Voltage 6.75-6.90V Temperature compensation:-9mV/°C

Constant current discharge (25°C , 77 °F)

Unit:A

Time F.V/cell	10min	15min	20min	30min	45min	60min	10hours	20hours
1.60V	34.3	27.0	21.4	14.8	10.6	8.39	1.16	0.62
1.65V	33.2	26.3	20.9	14.5	10.4	8.26	1.15	0.62
1.67V	32.7	25.9	20.5	14.3	10.3	8.18	1.15	0.62
1.70V	31.9	25.4	20.1	14.1	10.1	8.05	1.15	0.62
1.75V	30.5	24.5	19.4	13.7	9.8	7.89	1.14	0.61
1.80V	28.8	23.2	18.4	13.2	9.5	7.65	1.12	0.60

Note:
the end voltage means Voltage per cell.
(Above characteristics data are average values obtained within three charge/discharge cycles, not the minimum values.)

Constant power discharge (25°C , 77 °F)

Unit:watts

Time F.V/cell	10min	15min	20min	30min	45min	60min	10hours	20hours
1.60V	198.3	159.6	126.3	87.6	62.7	49.5	6.93	3.72
1.65V	192.3	155.7	123.3	85.8	61.5	48.9	6.93	3.72
1.67V	189.3	153.0	121.5	84.9	60.9	48.3	6.90	3.72
1.70V	184.5	150.0	118.8	83.1	59.7	47.7	6.87	3.69
1.75V	176.4	144.9	114.9	81.3	58.2	16.5	6.84	3.66
1.80V	166.5	137.1	137.1	78.3	56.1	15.3	6.69	3.60

Note:
the end voltage means Voltage per cell.
(Above characteristics data are average values obtained within three charge/discharge cycles, not the minimum values.)

General features for MPHR6-51W (High rate discharge)

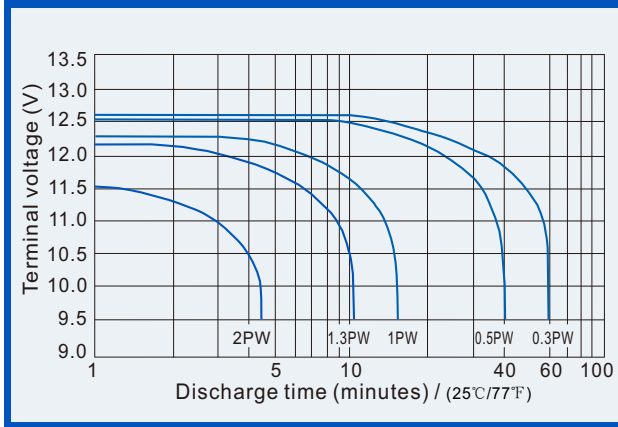
- * Positive and negative plates in lead-calcium tin alloy
- * Superior energy density
- * Operates at a low internal pressure.
- * Gas Recombination
- * Very high power output
- * Application specific designs
- * Six months self-life at 25°C (77°F), then a freshening charge is required.
- * Design life 5 years @ floating service at 25°C (77°F).



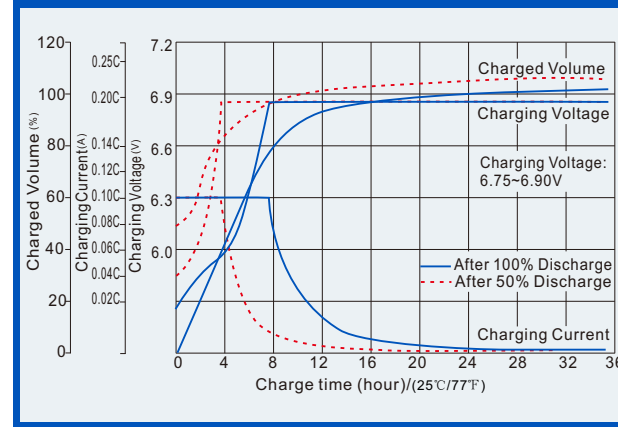
Maxton Power Tech Co., Ltd
www.maxtonpower.com
info@maxtonpower.com

MPHR6-51W (6V12Ah)

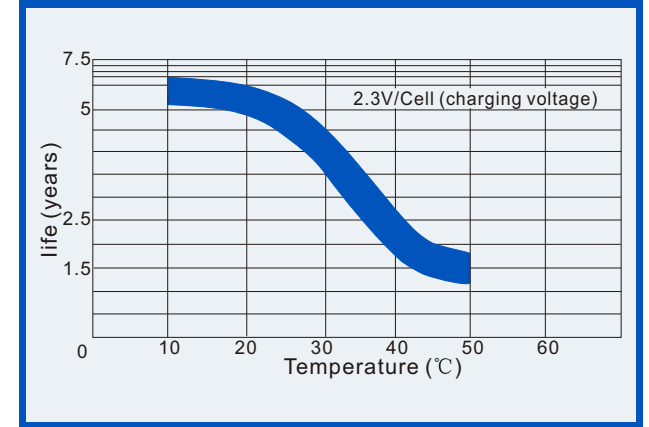
Terminal voltage(V) and discharge time



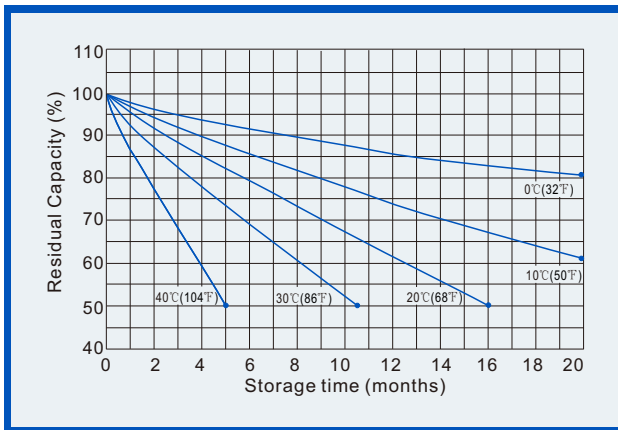
Battery voltage and charge time for standby use



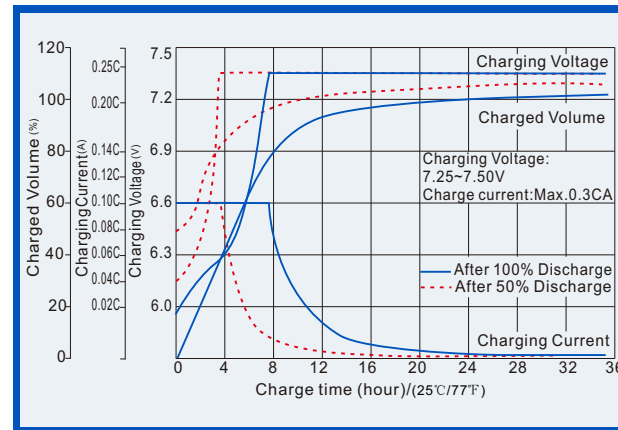
Life Characteristics of float service



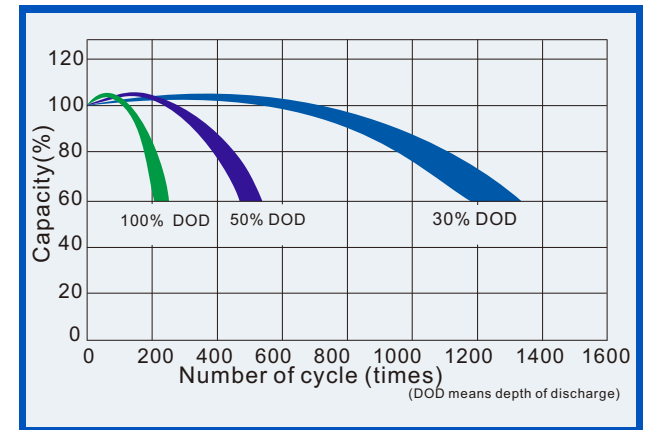
Self-discharge characteristics



Battery voltage and charge time for cycle use



Life characteristics of Cyclic Use



Charging procedures

Application	Charging voltage(V)			Max Charging current
	Temperature	Set Point	Allowable range	
Cycle Use	25°C(77°F)	7.35	7.25~7.50	3.6A
Standby Use		6.85	6.75~6.90	

Discharging current & discharging voltage

Final Discharging Voltage (V)	5.25	5.10	4.80	3.90
Discharging Power (W)	W<0.1P	0.1P≥(W)<0.25P	0.25P≤(W)<1.0P	W≥1.0P