

## General features for MPHR series battery

- ★ MPHR stands for "High Rate Discharge." The series is a modern hi-tech energy application product;
- ★ Lead-calcium alloy grids and the use of high purity lead account for superior shelf-life characteristics;
- ★ Precision plate pasting for higher consistency with 100% load testing to ensure uniform capacity;
- ★ When it is used in safe surroundings, the battery is maintenance free, and you never need to add electrolyte, It can be recycled repeatedly;
- ★ High energy, high intensity, high quality output electrical energy product series.



**Maxton Power Tech Co., Ltd**  
www.maxtonpower.com  
info@maxtonpower.com

**MPHR6-620W (6V180Ah)**

## Specifications

Nominal Voltage		6V
Number of cell		3 cells
Rated capacity (25°C)	Rated capacity/cell (15 minutes rate to 1.67V/cell)	620W
	Rated capacity (10 hour rate)	180Ah
Dimensions (±2mm)	Total Height	230 mm (9.05 inches)
	Height	224 mm (8.93 inches)
	Length	323 mm (12.7 inches)
	Width	178 mm (7.00 inches)
Weight Approx (±3%)		29.2 Kg (64.37 lbs)

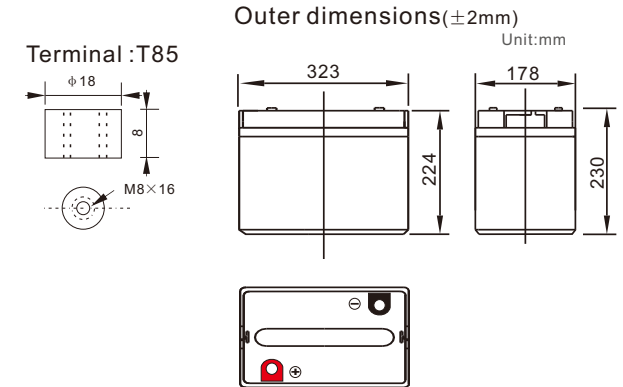
## Battery picture and construction



### Battery Construction

Component	Positive plate	Negative plate	Container	Cover
Raw material	Lead dioxide	Lead	ABS	ABS
Component	Electrolyte	Separator	Safety valve	Terminal
Raw material	Dilute sulfuric acid	Fiberglass	Rubber	Copper

## Outer dimension and terminal



## Characteristics

Capacity 25°C(77°F)	30 minutes rate(222.4A,1.70V/cell) 15 minutes rate(376.5A,1.67V/cell) 5 minutes rate(679.8A,1.67V/cell)	1121W 1860W 3282W
Internal Resistance	Full charged battery at 25°C(77°F)	Approx1.8mΩ
Capacity affected by Temperature (20hour rate)	40°C (104°F)	102%
	25°C (77°F)	100%
Remaining capacity Self-Discharge At 25°C(77°F)	0°C (32°F)	85%
	-15°C (5°F)	65%
	Capacity after 3 month storage	91%
Terminal type	Capacity after 6 month storage	82%
	Capacity after 12 month storage	64%
Max. Discharge current 25°C/(77°F)		1360A (5Seconds)
Nominal operating temperature		25°C ±5°C(77°F ±9°F)
Operating Temperature Range	Discharge	-15°C ~50°C (5°F ~122°F)
	Charge	-10°C ~50°C (14°F ~122°F)
	Storage	-20°C ~50°C (-4°F ~122°F)
Charge methods (constant Voltage) At 25°C(77°F)	Cycle use	Initial Charging Current less than 45 A Voltage 7.25-7.50V Temperature compensation:-30mV/°C
	Standby use	Voltage 6.75-6.90V Temperature compensation:-18mV/°C

## Constant current discharge (25°C , 77 °F)

Unit:A

Time F.V/cell	5min	15min	30min	45min	60min	90min	5hours	10hours
1.60V	679.8	392.1	239.9	175.4	136.9	101.6	30.3	19.7
1.67V	643.7	376.5	230.2	166.4	130.9	96.4	29.9	19.3
1.70V	598.7	362.8	222.4	162.7	126.6	92.3	29.7	18.9
1.75V	553.6	339.4	206.8	149.4	115.5	86.6	29.3	18.0
1.80V	527.9	300.4	186.9	135.0	106.3	81.2	29.0	17.8
1.85V	463.5	275.1	174.4	126.6	99.7	77.1	28.3	17.4

Note:  
the end voltage means Voltage per cell.  
(Above characteristics data are average values obtained within three charge/ discharge cycles,not the minimum values.)

## Constant power discharge (25°C , 77 °F)

Unit:watts

Time F.V/cell	5min	10min	15min	20min	30min	45min	60min	90min
1.60V	3282	2455	1902	1568	1169	861	675	502
1.67V	3142	2375	1860	1541	1142	829	659	485
1.70V	3001	2285	1817	1504	1121	818	643	468
1.75V	2864	2232	1770	1477	1100	792	616	446
1.80V	2724	1998	1568	1371	978	707	558	428
1.85V	2426	1785	1424	1265	909	664	524	407

Note:  
the end voltage means Voltage per cell.  
(Above characteristics data are average values obtained within three charge/ discharge cycles,not the minimum values.)

## General features for MPRH12-535W (High rate discharge)

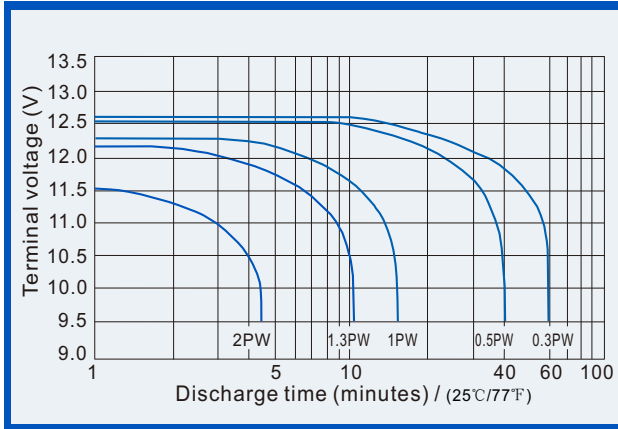
- \* Positive and negative plates in lead-calcium tin alloy
- \* Superior energy density
- \* Operates at a low internal pressure.
- \* Gas Recombination
- \* Very high power output
- \* Application specific designs
- \* Six months self-life at 25°C (77°F), then a freshening charge is required.
- \* Design life 10 years @ floating service at 25°C (77°F).



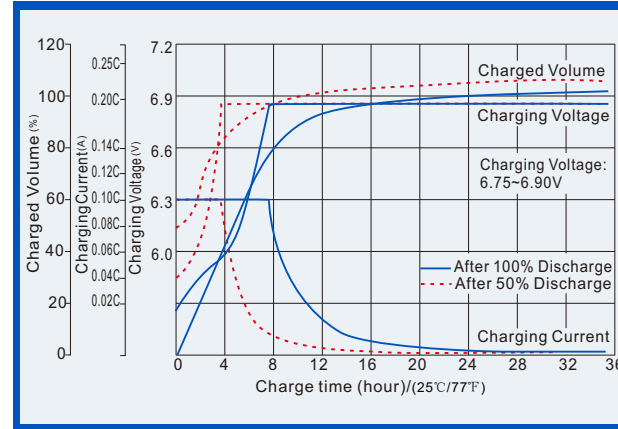
**Maxton Power Tech Co., Ltd**  
www.maxtonpower.com  
info@maxtonpower.com

## MPRH6-620W (6V180Ah)

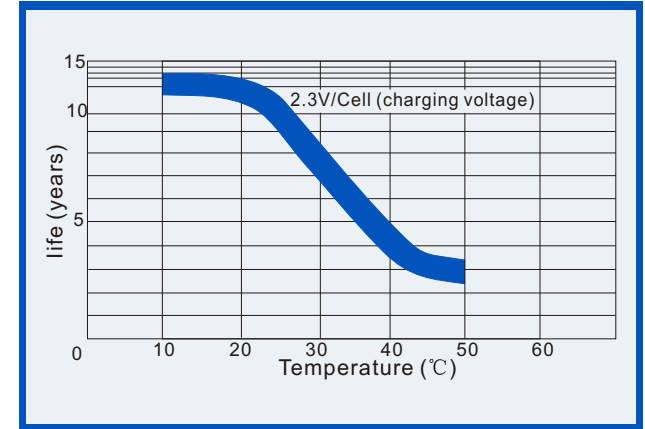
### Terminal voltage(V) and discharge time



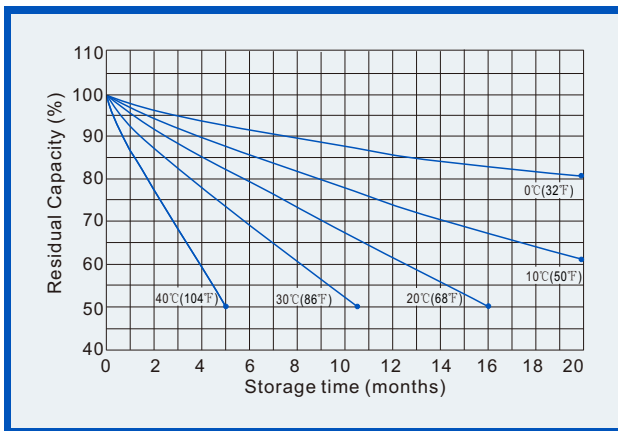
### Battery voltage and charge time for standby use



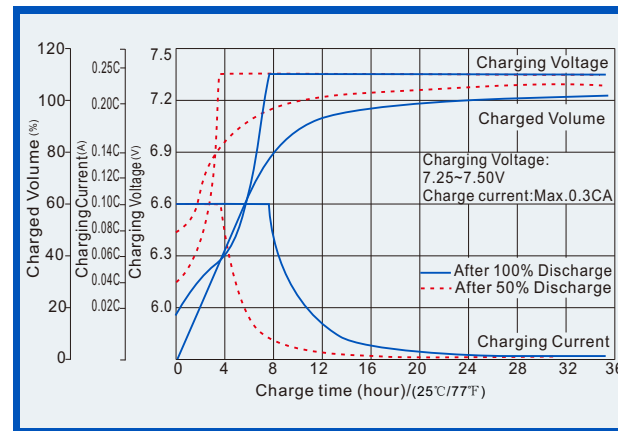
### Life Characteristics of float service



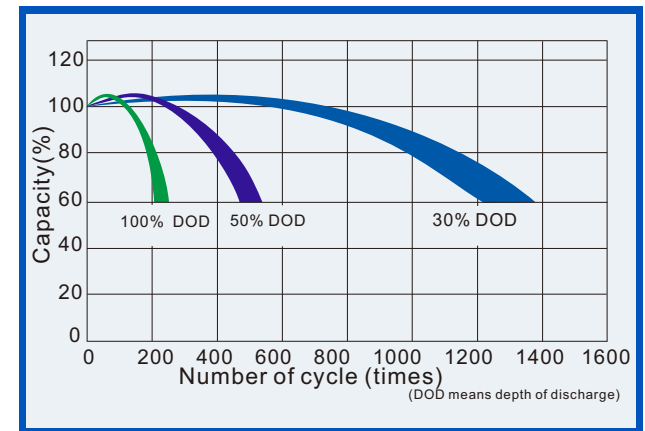
### Self-discharge characteristics



### Battery voltage and charge time for cycle use



### Life characteristics of Cyclic Use



### Charging procedures

Application	Charging voltage(V)			Max Charging current
	Temperature	Set Point	Allowable range	
Cycle Use	25°C(77°F)	7.35	7.25~7.50	45A
Standby Use		6.85	6.75~6.90	

### Discharging current & discharging voltage

Final Discharging Voltage (V)	5.25	5.10	4.80	3.90
Discharging Power (W)	W<0.1P	0.1P≥(W)<0.25P	0.25P≤(W)<1.0P	W≥1.0P