

General features for MPPV Series battery (OPzV)

- * Tubular positive plate; separator with the combined application of porous rubber and porous PVC (or PE), separator is with a high porosity & good corrosion resistance. Gelled electrolyte technology.
- * Computer designed lead, calcium tin alloy grid for high power density.
- * Long service life, maintenance-free during the whole service life.
- * Alloy (no antimony) and internal oxygen recombination ensure low gassing.
- * High cyclic ability, no internal short circuits in the GEL structure.
- * Easy to move and handle, easy using cable connectors or copper connectors in the battery connection.



Maxton Power Tech Co., Ltd
www.maxtonpower.com
info@maxtonpower.com

MPPV12-120 (12V120Ah)

Specifications

Nominal Voltage		12V	
Rated capacity (10 hour rate)		120 Ah	
Dimensions (±2mm)	Total Height	T50	241mm (9.49inches)
		T12	241mm (9.49inches)
	Height	241 mm (9.49 inches)	
	Length	484 mm (19.1 inches)	
	Width	171 mm (6.73inches)	
Weight Approx (±4%)		43.0 Kg (94.6lbs)	

Battery picture and construction

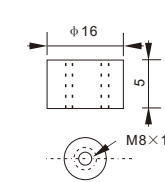


Battery Construction

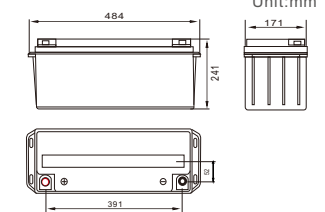
Component	Positive plate	Negative plate	Container	Cover
Raw material	Lead dioxide	Lead	ABS	ABS
Component	Electrolyte	Separator	Safety valve	Terminal
Raw material	Gelled acid	PVC (or PE)	Rubber	Copper

Outer dimension and terminal

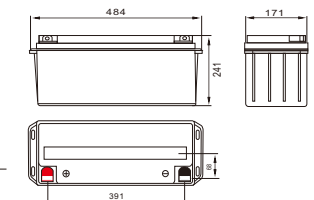
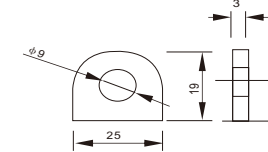
Terminal:T50



Outer dimensions(±2mm)



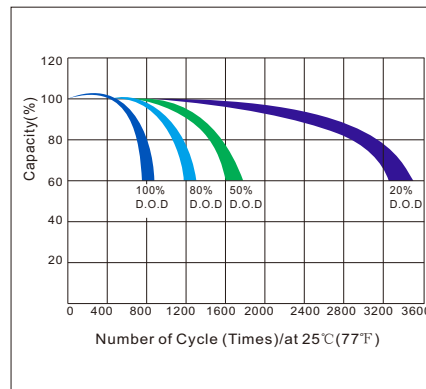
Terminal:T12



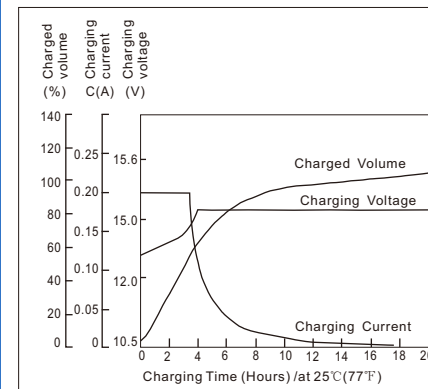
Characteristics

Capacity 25°C(77°F)	10 hour rate(12A, 10.8V) 5 hour rate(19.2A, 10.5V) 1 hour rate(72A, 9.6V)	120Ah 96Ah 72Ah
Internal Resistance	Full charged battery at 25°C(77°F)	Approx 5.8mΩ
Capacity affected by Temperature (10hour rate)	40°C (104°F) 25°C (77°F) 0°C (32°F) -15°C (5°F)	102% 100% 85% 65%
Remaining capacity Self-Discharge At 25°C(77°F)	Capacity after 3 month storage Capacity after 6 month storage Capacity after 12 month storage	91% 82% 64%
Terminal type	T50 (Option T12)	
Max. Discharge current 25°C/(77°F)	600A (5Seconds)	
Nominal operating temperature	25°C ±5°C(77°F ±9°F)	
Operating Temperature Range	Discharge: -15°C ~50°C (5°F ~122°F) Charge: -10°C ~50°C (14°F ~122°F) Storage: -20°C ~50°C (-4°F ~122°F)	
Charge methods (constant Voltage) At 25°C(77°F)	Cycle use	Initial Charging Current less than 30A Voltage 14.4-14.8V Temperature compensation:-30mV/°C
	Standby use	Voltage 13.5-13.8V Temperature compensation:-18mV/°C

Life Characteristics of cyclic use



Charging Characteristics



Discharging Characteristics

