

General features for MPa Series (AGM) battery

- * Stable quality & high reliability.
- * Unique construction and sealing technique guarantees.
- * Design life 5years in float service; Long service life ,float or cyclic, which is shown in the specification sheet.
- * Maintenance-free operation. UL-recognized component.
- * Heavy duty grids: The heavy-duty lead calcium-alloy grids ,provide an extra margin of performance and service life in float & cyclic.
- * Case and cover are available in both standard and flame retardant ABS.
- * Low self discharge; low pressure venting system.



Maxton Power Tech Co., Ltd
www.maxtonpower.com
info@maxtonpower.com

MP12-2.7 (12V2.7Ah)

Specifications

Nominal Voltage		12V
Rated capacity (20 hour rate)		2.7 Ah
Dimensions (±1mm)	Total Height	104 mm (4.09 inches)
	Height	98.5 mm (3.88 inches)
	Length	79 mm (3.11 inches)
	Width	55.5 mm (2.19 inches)
Weight Approx (±3%)		1.02 Kg (2.25 lbs)

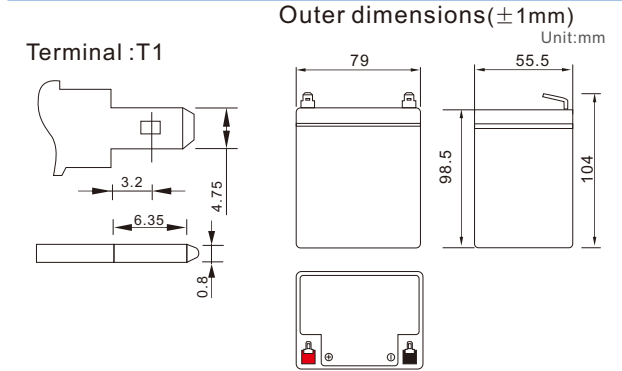
Battery picture and construction



Battery Construction

Component	Positive plate	Negative plate	Container	Cover
Raw material	Lead dioxide	Lead	ABS	ABS
Component	Electrolyte	Separator	Safety valve	Terminal
Raw material	Dilute sulfuric acid	Fiberglass	Rubber	Copper

Outer dimension and terminal



Characteristics

Capacity 25°C(77°F)	20 hour rate(0.135 A,10.5V)	2.7Ah
	10 hour rate(0.25A,10.5V)	2.5Ah
	5 hour rate(0.46A,10.5V)	2.3Ah
	1 hour rate(1.62 A,9.6V)	1.62 Ah
Internal Resistance	Full charged battery at 25°C(77°F)	Approx 45 mΩ
Capacity affected by Temperature (20hour rate)	40°C (104°F)	102%
	25°C (77°F)	100%
	0°C (32°F)	85%
Remaining capacity Self-Discharge At 25°C(77°F)	Capacity after 3 month storage	91%
	Capacity after 6 month storage	82%
	Capacity after 12 month storage	64%
Terminal type	T1	
Max. Discharge current 25°C/(77°F)	40.5A (5Seconds)	
Nominal operating temperature		
25°C ±5°C(77°F ±9°F)		
Operating Temperature Range	Discharge	-15°C~50°C (5°F~122°F)
	Charge	-10°C~50°C (14°F~122°F)
	Storage	-20°C~50°C (-4°F~122°F)
Charge methods (constant Voltage) At 25°C(77°F)	Cycle use	Initial Charging Current less than 0.81A Voltage 14.10-14.40V Temperature compensation:-30mV/°C
	Standby use	Voltage 13.50-13.80V Temperature compensation:-18mV/°C

Constant current discharge (25°C , 77 °F)

Constant power discharge (25°C , 77 °F)

Unit:A

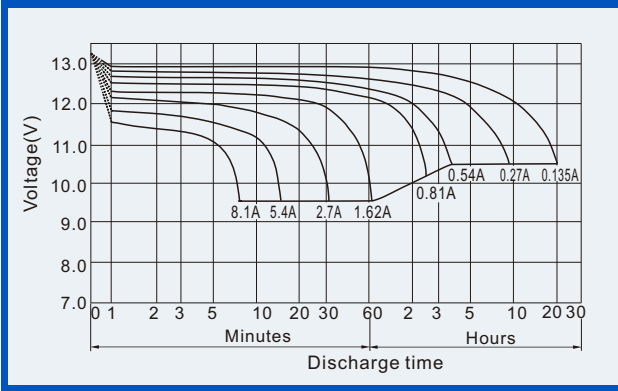
Unit:watts

Constant Current(Amp) and Constant Power(Watt) Discharge Table at 25°C(77°F)													
Time		5min	10min	15min	30min	1h	2h	3h	4h	5h	8h	10h	20h
9.60V	A	9.72	6.37	4.73	3.11	1.62	0.95	0.70	0.56	0.47	0.31	0.26	0.140
	W	114.6	72.0	54.5	33.0	18.7	10.9	8.0	6.5	5.5	3.6	3.0	1.620
10.20V	A	8.91	6.10	4.34	2.95	1.52	0.91	0.68	0.54	0.46	0.31	0.25	0.136
	W	107.9	68.2	51.2	32.7	17.6	10.5	7.8	6.3	5.4	3.6	2.9	1.575
10.50V	A	8.11	5.70	4.05	2.86	1.47	0.89	0.66	0.51	0.46	0.30	0.25	0.135
	W	104.2	66.2	48.9	32.4	17.0	10.3	7.7	5.9	5.3	3.5	2.9	1.564
10.80V	A	7.79	5.45	3.78	2.78	1.42	0.87	0.65	0.50	0.44	0.30	0.24	0.132
	W	91.3	64.1	47.1	32.3	16.5	10.1	7.6	5.9	5.1	3.4	2.8	1.530
11.10V	A	7.21	5.13	3.51	2.70	1.37	0.84	0.62	0.49	0.42	0.29	0.24	0.128
	W	88.3	62.0	44.9	32.1	16.3	10.0	7.4	5.9	5.0	3.3	2.8	1.519

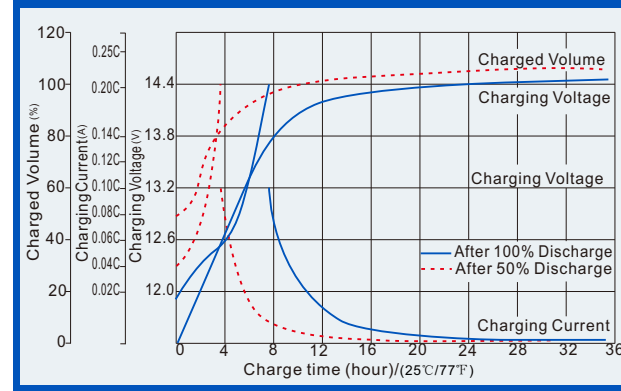
(Above characteristics data are average values obtained within three charge/discharge cycles,not the minimum values.)

VRLA Battery (AGM technology) Maintenance-free Sealed Lead Acid Rechargeable Battery

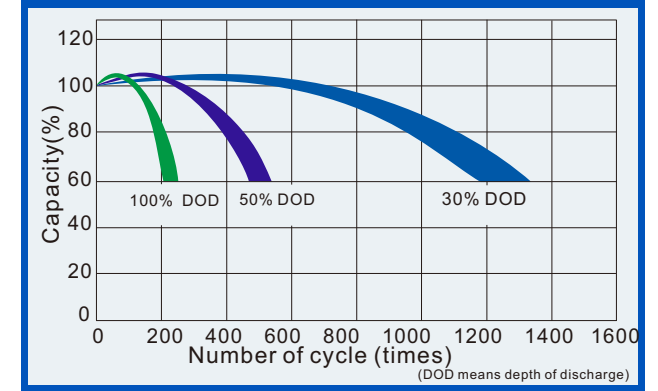
Discharge characteristics (25°C, 77°F)



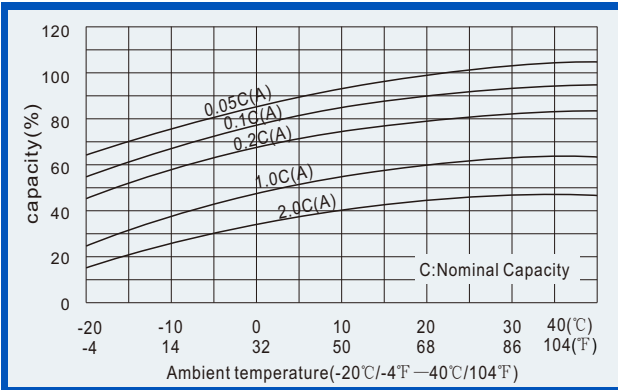
Charge characteristics (25°C, 77°F)



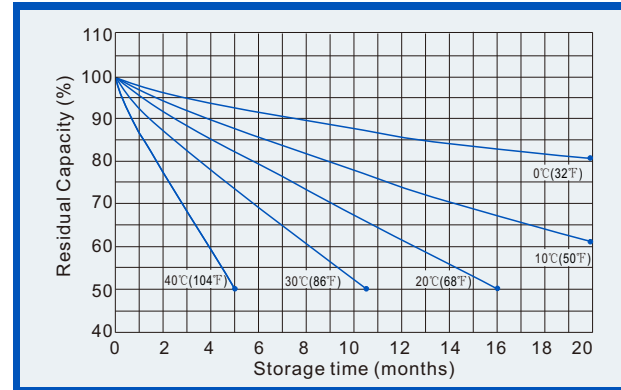
Life characteristics of Cyclic Use (25°C, 77°F)



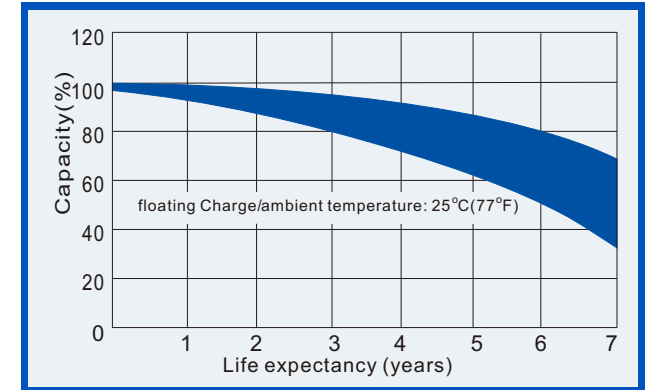
Effect of Temperature on capacity



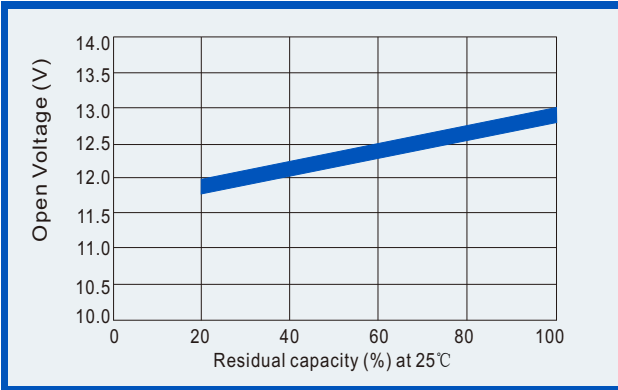
Self-discharge characteristics



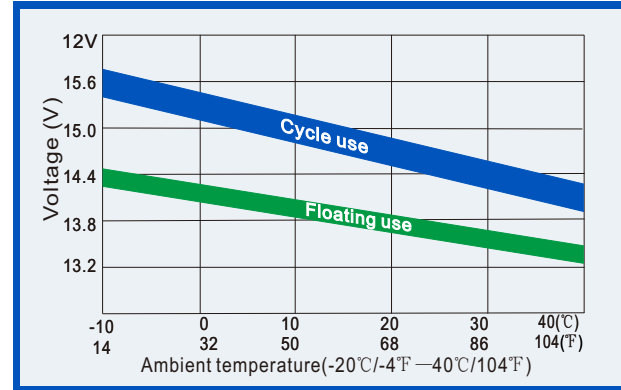
Life Characteristics of standby use (25°C, 77°F)



Relationships for open voltage and remained capacity (for reference)



Relationship for charging voltage and temperature



Temperature effects on floating life

