

General features for MPb Series (AGM) battery

- * Stable quality & high reliability.
- * Unique construction and sealing technique guarantees.
- * Design life 10years in float service;the battery comply to the most popular international standards,like IEC60896-21/22,etc
- * Maintenance-free operation.
- * UL-recognized component.
- * Heavy duty grids:
The heavy-duty lead calcium-alloy grids ,provide an extra margin of performance and service life in float & cyclic.
- * Case and cover are available in both standard and flame retardant ABS.
- * Low self discharge;low pressure venting system.



Maxton Power Tech Co.,Ltd
www.maxtonpower.com
info@maxtonpower.com

MP12-200 (12V200Ah)

Specifications

Nominal Voltage		12V	
Rated capacity (10 hour rate)		200 Ah	
Dimensions (±2mm)	Total Height	T19	221 mm (8.69 inches)
		T12	237 mm (9.29 inches)
	Height	216 mm (8.50 inches)	
	Length	522 mm (20.6 inches)	
	Width	240 mm (9.45 inches)	
Weight Approx (+3%)		60.5Kg (133.38lbs)	

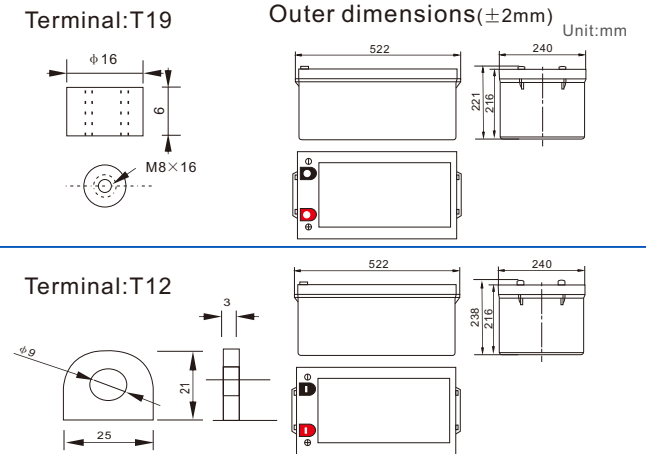
Battery picture and construction



Battery Construction

Component	Positive plate	Negative plate	Container	Cover
Raw material	Lead dioxide	Lead	ABS	ABS
Component	Electrolyte	Separator	Safety valve	Terminal
Raw material	Dilute sulfuric acid	Fiberglass	Rubber	Copper

Outer dimension and terminal



Characteristics

Capacity 25°C(77°F)	10 hour rate(20 A,10.8V) 5 hour rate(32A,10.5V) 1 hour rate(120 A,9.6V)	200Ah 160Ah 120Ah
Internal Resistance	Full charged battery at 25°C(77°F)	Approx 3.0 mΩ
Capacity affected by Temperature (10hour rate)	40°C (104°F) 25°C (77°F) 0°C (32°F) -15°C (5°F)	102% 100% 85% 65%
Remaining capacity Self-Discharge At 25°C(77°F)	Capacity after 3 month storage Capacity after 6 month storage Capacity after 12 month storage	91% 82% 64%
Terminal type	T19 (Option T12)	
Max. Discharge current 25°C/(77°F)	1600A (5Seconds)	
Nominal operating temperature	25°C ±5°C(77°F ±9°F)	
Operating Temperature Range	Discharge Charge Storage	-15°C ~50°C (5°F ~122°F) -10°C ~50°C (14°F ~122°F) -20°C ~50°C (-4°F ~122°F)
Charge methods (constant Voltage) At 25°C(77°F)	Cycle use Standby use	Initial Charging Current less than 50A Voltage 14.5-14.9V Temperature compensation:-30mV/°C Voltage 13.5-13.8V Temperature compensation:-18mV/°C

Constant current discharge (25°C , 77 °F)

Constant power discharge (25°C , 77 °F)

Unit:A

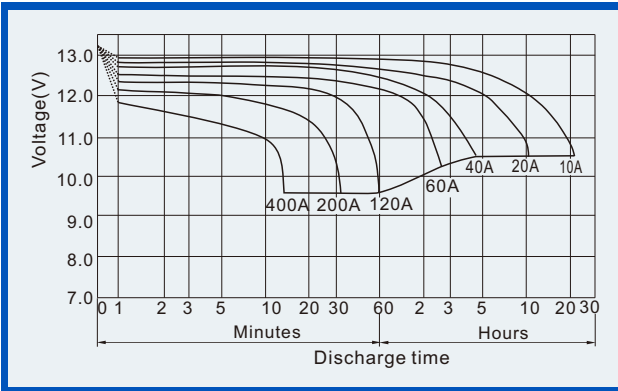
Unit:watts

Time	5min	10min	15min	30min	1h	2h	3h	4h	5h	8h	10h	20h
9.60V	A	641	422	340	228.0	120.0	70.0	51.4	40.0	33.0	23.40	11.34
	W	6611	4507	3648	2451	1296	769	572	450	375	268	131.9
10.20V	A	620	381	320	218.0	112.8	66.8	50.0	39.0	32.4	22.80	11.00
	W	6626	4252	3585	2447	1276	770	579	453	378	267	129.0
10.50V	A	600	341	280	204.0	109.2	65.2	48.8	38.4	32.0	22.60	11.00
	W	6554	3875	3198	2348	1265	756	569	449	375	266	130.0
10.80V	A	578	321	260	188.0	105.6	63.6	47.6	37.8	31.2	22.00	10.80
	W	6490	3702	3000	2178	1229	745	561	446	369	261	128.6
11.10V	A	559	301	240	168.0	102.0	62.0	46.0	36.8	30.4	21.40	10.20
	W	6339	3483	2798	1966	1200	733	546	438	363	256	123.6

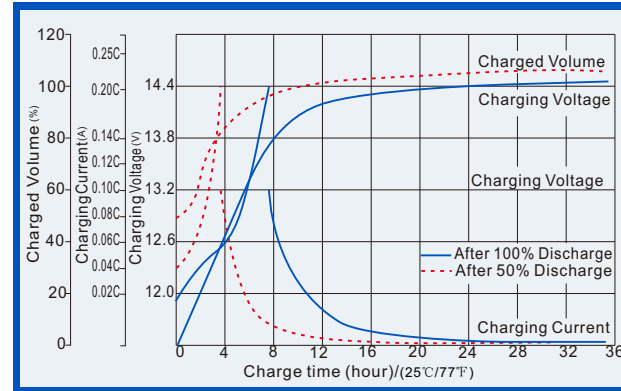
(Above characteristics data are average values obtained within three charge/discharge cycles,not the minimum values.)

VRLA Battery (AGM technology) Maintenance-free Sealed Lead Acid Rechargeable Battery

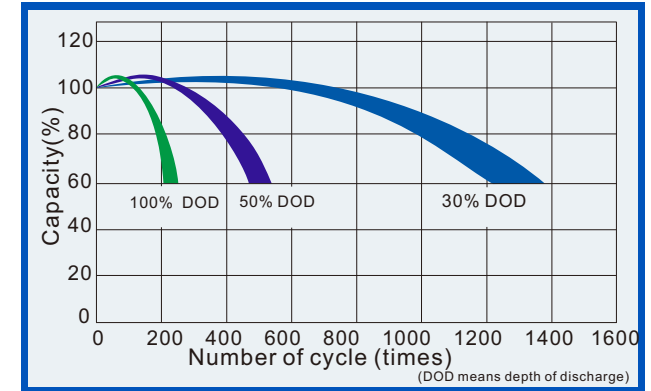
Discharge characteristics (25°C, 77°F)



Charge characteristics (25°C, 77°F)



Life characteristics of Cyclic Use (25°C, 77°F)



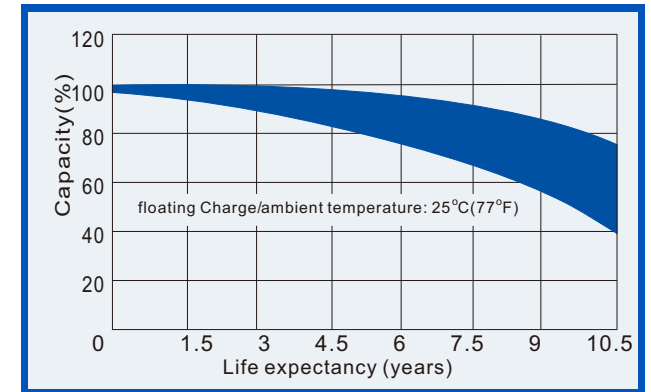
Effect of Temperature on capacity



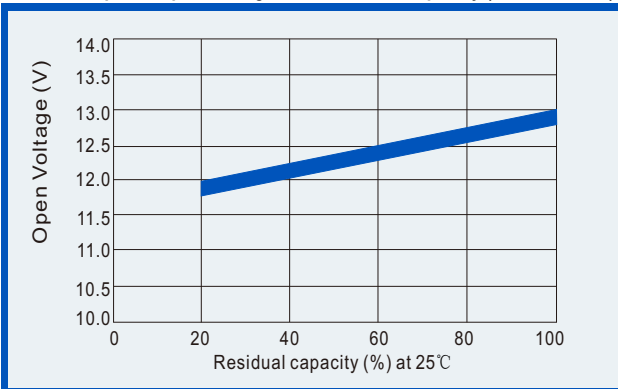
Self-discharge characteristics



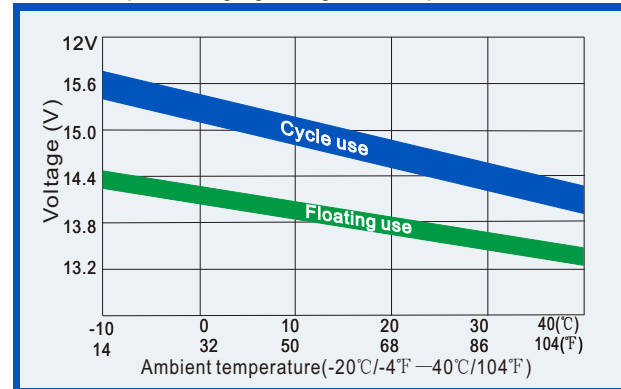
Life Characteristics of float service (25°C, 77°F)



Relationships for open voltage and remained capacity (for reference)



Relationship for charging voltage and temperature



Temperature effects on floating life

