

General features for MPb Series (AGM) battery

- * Stable quality & high reliability.
- * Unique construction and sealing technique guarantees.
- * Design life 10years in float service;the battery comply to the most popular international standards,like IEC60896-21/22,etc
- * Maintenance-free operation.
- * UL-recognized component.
- * Heavy duty grids:
The heavy-duty lead calcium-alloy grids ,provide an extra margin of performance and service life in float & cyclic.
- * Case and cover are available in both standard and flame retardant ABS.
- * Low self discharge;low pressure venting system.



Maxton Power Tech Co.,Ltd
www.maxtonpower.com
info@maxtonpower.com

MP12-35 (12V35Ah)

Specifications

Nominal Voltage		12V	
Rated capacity (10 hour rate)		35 Ah	
Dimensions (±2mm)	Total Height	T65	180 mm (7.09 inches)
		T16	168 mm (6.61 inches)
	Height	155 mm (6.10 inches)	
	Length	196 mm (7.70 inches)	
	Width	131mm (5.16 inches)	
Weight Approx (±3%)		10.0 Kg (22.04lbs)	

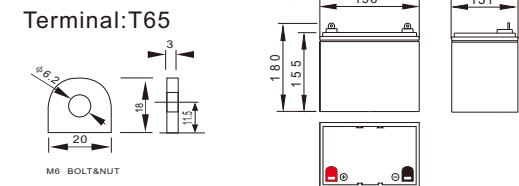
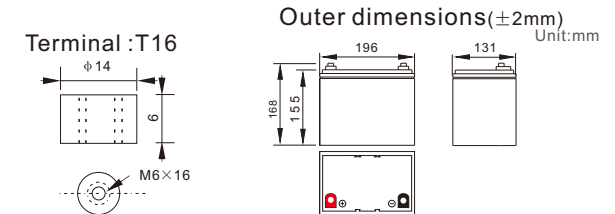
Battery picture and construction



Battery Construction

Component	Positive plate	Negative plate	Container	Cover
Raw material	Lead dioxide	Lead	ABS	ABS
Component	Electrolyte	Separator	Safety valve	Terminal
Raw material	Dilute sulfuric acid	Fiberglass	Rubber	Copper

Outer dimension and terminal



Characteristics

Capacity 25°C(77°F)	10 hour rate(3.5 A,10.8V) 5 hour rate(5.6A,10.5V) 1 hour rate(21 A,9.6V)	35Ah 28Ah 21Ah
Internal Resistance	Full charged battery at 25°C(77°F)	Approx 9.3 mΩ
Capacity affected by Temperature (10hour rate)	40°C (104°F) 25°C (77°F) 0°C (32°F) -15°C (5°F)	102% 100% 85% 65%
Remaining capacity Self-Discharge At 25°C(77°F)	Capacity after 3 month storage Capacity after 6 month storage Capacity after 12 month storage	91% 82% 64%
Terminal type	T16 (Option T65)	
Max. Discharge current 25°C/(77°F)	350A (5Seconds)	
Nominal operating temperature	25°C ±5°C(77°F ±9°F)	
Operating Temperature Range	Discharge Charge Storage	-15°C ~50°C (5°F ~122°F) -10°C ~50°C (14°F ~122°F) -20°C ~50°C (-4°F ~122°F)
Charge methods (constant Voltage) At 25°C(77°F)	Cycle use Standby use	Initial Charging Current less than 8.8A Voltage 14.5-14.9V Temperature compensation:-30mV/°C Voltage 13.5-13.8V Temperature compensation:-18mV/°C

Constant current discharge (25°C , 77 °F)

Constant power discharge (25°C , 77 °F)

Unit:A

Unit:watts

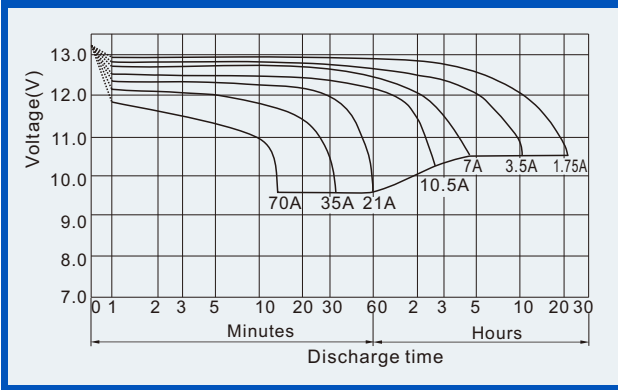
Constant Current(Amp) and Constant Power(Watt) Discharge Table at 25°C(77°F)

Time	5min	10min	15min	30min	1h	2h	3h	4h	5h	8h	10h	20h
9.60V	A	130	95	67	40	21	12	9.0	7.0	5.8	4.1	1.98
	W	1375	1004	706	427	243	142	104	81	67	47	23.0
10.20V	A	114	86	60	38.2	19.7	11.7	8.8	6.8	5.7	4.0	1.94
	W	1267	956	660	423	229	135	101	79	66	46	22.4
10.50V	A	110	82	56	37	19	11.4	8.5	6.7	5.6	4.0	1.91
	W	1246	929	635	421	221	132	99	78	65	46	22.1
10.80V	A	106	78	53	36	18	11.1	8.3	6.6	5.5	3.9	1.89
	W	1230	904	611	420	215	130	97	76	64	45	22.0
11.10V	A	102	74	49	35	18	10.9	8.1	6.4	5.3	3.7	1.80
	W	1208	875	583	417	212	129	96	76	63	45	21.4

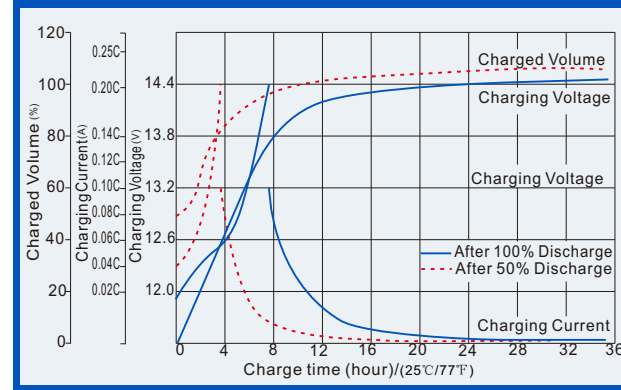
(Above characteristics data are average values obtained within three charge/discharge cycles,not the minimum values.)

VRLA Battery (AGM technology) Maintenance-free Sealed Lead Acid Rechargeable Battery

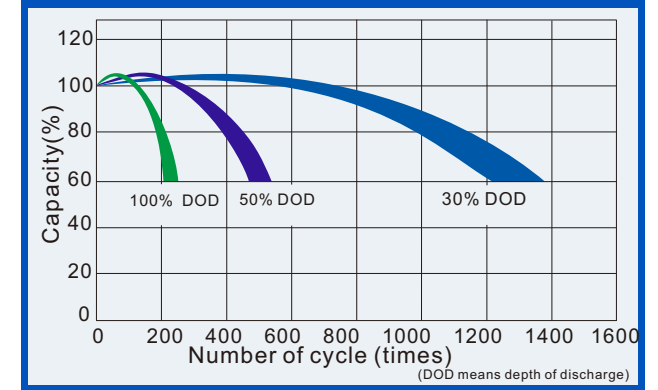
Discharge characteristics (25°C, 77°F)



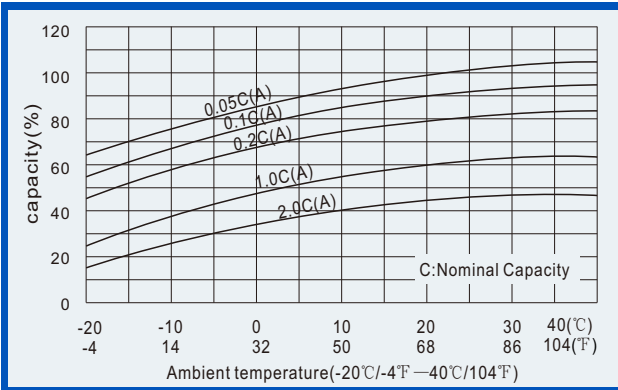
Charge characteristics (25°C, 77°F)



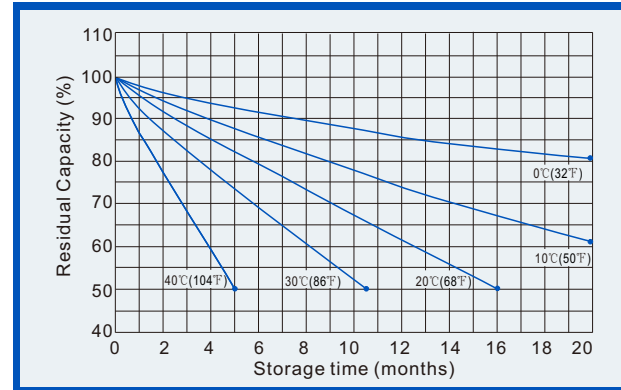
Life characteristics of Cyclic Use (25°C, 77°F)



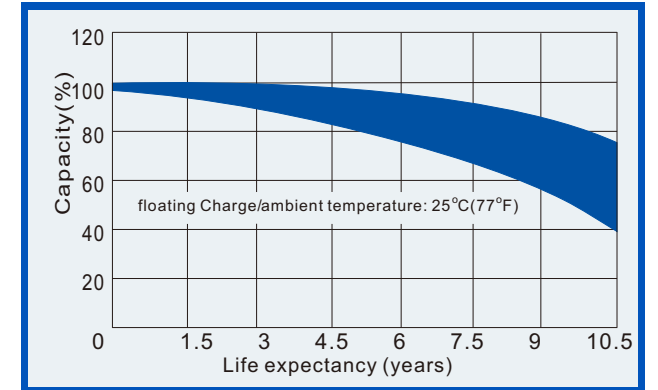
Effect of Temperature on capacity



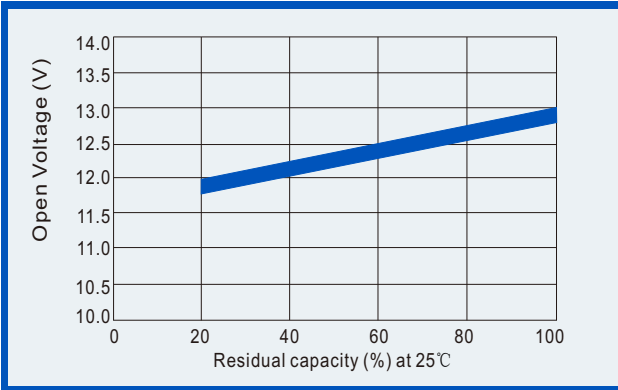
Self-discharge characteristics



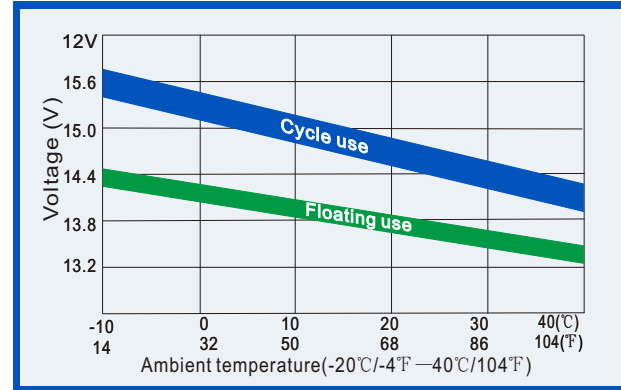
Life Characteristics of float service (25°C, 77°F)



Relationships for open voltage and remained capacity (for reference)



Relationship for charging voltage and temperature



Temperature effects on floating life

