

General features for MPb Series (AGM) battery

- * Stable quality & high reliability.
- * Unique construction and sealing technique guarantees.
- * Design life 10years in float service;the battery comply to the most popular international standards,like IEC60896-21/22,etc
- * Maintenance-free operation.
- * UL-recognized component.
- * Heavy duty grids:
The heavy-duty lead calcium-alloy grids ,provide an extra margin of performance and service life in float & cyclic.
- * Case and cover are available in both standard and flame retardant ABS.
- * Low self discharge;low pressure venting system.



Maxton Power Tech Co.,Ltd
www.maxtonpower.com
info@maxtonpower.com

MP6-100 (6V100Ah)

Specifications

Nominal Voltage		6V
Rated capacity (10 hour rate)		100 Ah
Dimensions (±2mm)	Total Height	211 mm (8.31 inches)
	Height	206 mm (8.11 inches)
	Length	195 mm (7.67 inches)
	Width	170mm (6.69 inches)
Weight Approx (±3%)		15.5Kg (34.2 lbs)

Battery picture and construction

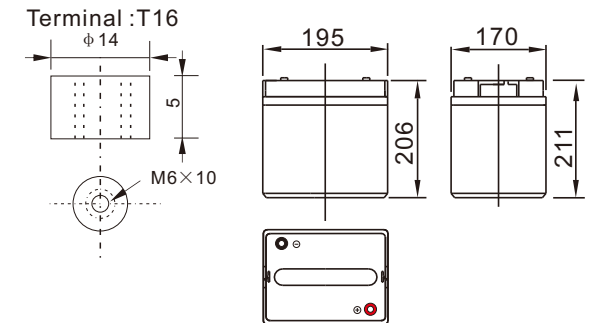


Battery Construction

Component	Positive plate	Negative plate	Container	Cover
Raw material	Lead dioxide	Lead	ABS	ABS
Component	Electrolyte	Separator	Safety valve	Terminal
Raw material	Dilute sulfuric acid	Fiberglass	Rubber	Copper

Outer dimension and terminal

Outer dimensions(±2mm)
Unit:mm



Characteristics

Capacity 25°C(77°F)	10 hour rate (10 A,5.4V) 5 hour rate (16A,5.25V) 1 hour rate (60A,4.8V)	100Ah 80Ah 60Ah
Internal Resistance	Full charged battery at 25°C(77°F)	Approx.3 mΩ
Capacity affected by Temperature (10hour rate)	40°C (104°F) 25°C (77°F) 0°C (32°F) -15°C (5°F)	102% 100% 85% 65%
Remaining capacity Self-Discharge At 25°C(77°F)	Capacity after 3 month storage Capacity after 6 month storage Capacity after 12 month storage	91% 82% 64%
Terminal type	T16	
Max. Discharge current 25°C/(77°F)	800A (5Seconds)	
Nominal operating temperature	25°C ±5°C(77°F ±9°F)	
Operating Temperature Range	Discharge Charge Storage	-15°C ~50°C (5°F ~122°F) -10°C ~50°C (14°F ~122°F) -20°C ~50°C (-4°F ~122°F)
Charge methods (constant Voltage) At 25°C(77°F)	Cycle use Standby use	Initial Charging Current less than 25 A Voltage 7.25-7.45V Temperature compensation:-15mV/°C Voltage 6.75-6.90V Temperature compensation:-9mV/°C

Constant current discharge (25°C , 77 °F)

Unit:A

Constant power discharge (25°C , 77 °F)

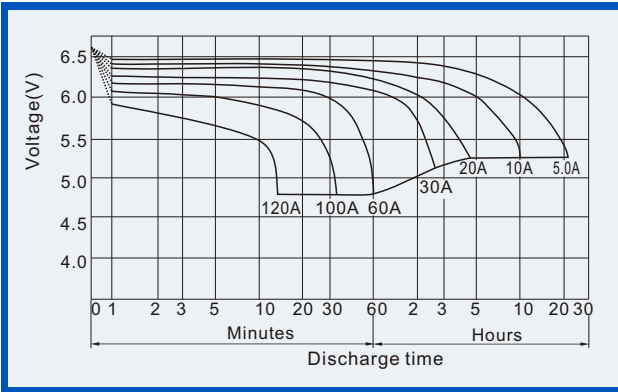
Unit:watts

Time	5min	10min	15min	30min	1h	2h	3h	4h	5h	8h	10h	20h
4.80V	A	320	211	170	114	60	35.0	25.7	20.0	16.5	11.7	5.7
	W	1653	1127	912	613	324	192	143	113	94	67	33.0
5.10V	A	310	190	160	109	56	33.4	25.0	19.5	16.2	11.4	5.5
	W	1656	1063	896	612	319	192	145	113	94	67	32.3
5.25V	A	300	170	140	102	55	32.6	24.4	19.2	16.0	11.3	5.5
	W	1639	969	799	587	316	189	142	112	94	66	32.5
5.40V	A	289	161	130	94	53	31.8	23.8	18.9	15.6	11.0	5.4
	W	1622	925	750	545	307	186	140	112	92	65	32.2
5.55V	A	280	150	120	84	51	31.0	23.0	18.4	15.2	10.7	5.1
	W	1585	871	700	491	300	183	137	110	91	64	30.9

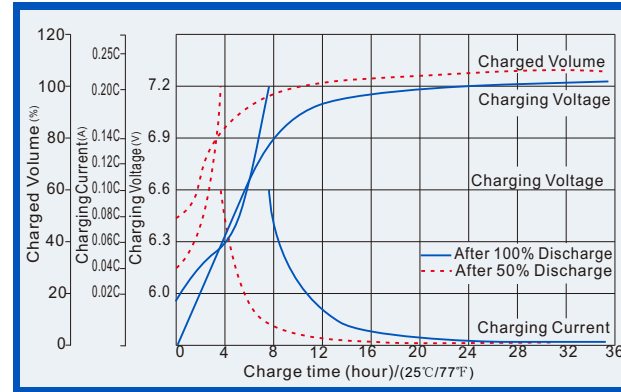
(Above characteristics data are average values obtained within three charge/discharge cycles,not the minimum values.)

VRLA Battery (AGM technology) Maintenance-free Sealed Lead Acid Rechargeable Battery

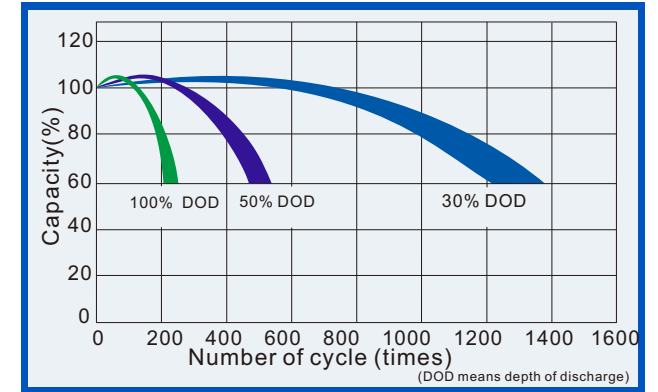
Discharge characteristics (25°C, 77°F)



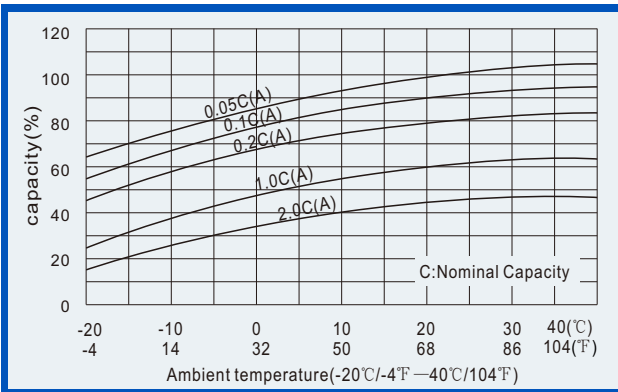
Charge characteristics (25°C, 77°F)



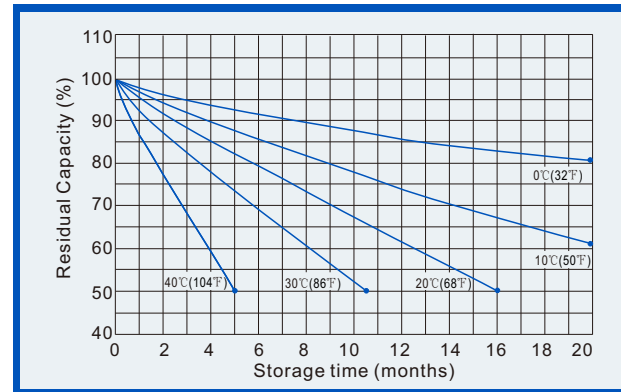
Life characteristics of Cyclic Use (25°C, 77°F)



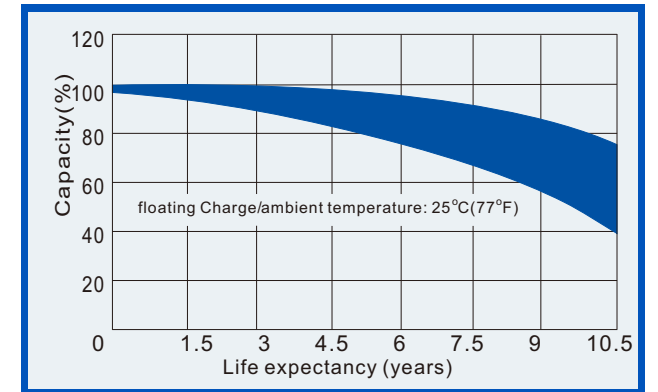
Effect of Temperature on capacity



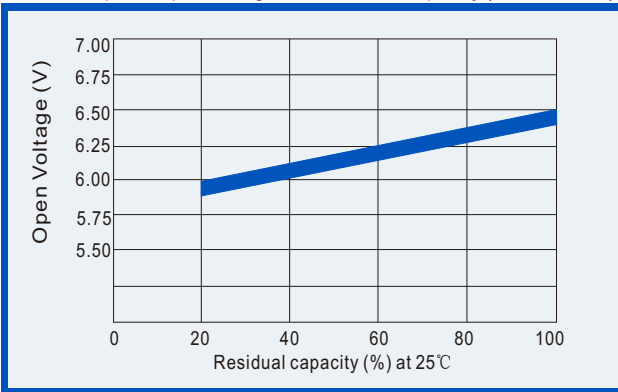
Self-discharge characteristics



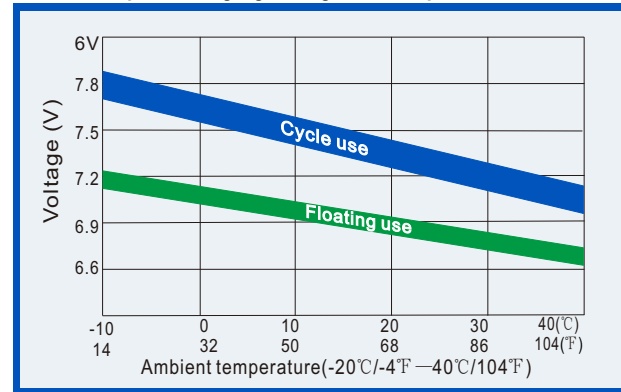
Life Characteristics of float service (25°C, 77°F)



Relationships for open voltage and remained capacity (for reference)



Relationship for charging voltage and temperature



Temperature effects on floating life

