

General features for MPt Series (AGM) battery

- * Absorbent Glass Mat (AGM) technology for efficient gas recombination of up to 99% and freedom from electrolyte maintenance or water adding.
- * Computer designed lead, calcium tin alloy grid for high power density.
- * Long service life, float or cyclic applications.
- * UL-recognized component.
- * No need of balanced charge or boost.
- * Valve Regulated & High Discharge Rate Capability.
- * Maintenance-free operation. Low self discharge.
- * Case and cover are available in both standard and flame retardant ABS.
- * Battery comply to the most popular international standards, like IEC60896-21/22, etc.



Maxton Power Tech Co., Ltd
www.maxtonpower.com
info@maxtonpower.com

MP2-400 (2V400Ah)

Specifications

Nominal Voltage	2 V	
Rated capacity (10 hour rate)	400 Ah	
Dimensions (±2mm)	Total Height (Include top cover)	367 mm (14.4 inches)
	Height	331 mm (13.0 inches)
	Length	211 mm (8.31 inches)
	Width	176 mm (6.92 inches)
Weight Approx (±3%)	25.0 Kg (55.6 lbs)	

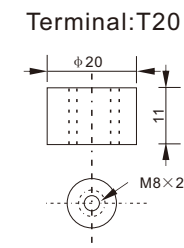
Battery picture and construction



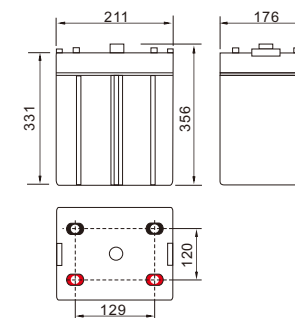
Battery Construction

Component	Positive plate	Negative plate	Container	Cover
Raw material	Lead dioxide	Lead	ABS	ABS
Component	Electrolyte	Separator	Safety valve	Terminal
Raw material	Dilute sulfuric acid	Fibreglass	Rubber	Copper

Outer dimension and terminal



Outer dimensions (±2mm)
Unit:mm



(Total height 367mm includes the top cover)

Characteristics

Capacity 25°C(77°F)	10 hour rate(40A, 1.8V) 5 hour rate(64A, 1.75V) 1 hour rate(240A, 1.6V)	400Ah 320Ah 240Ah
Internal Resistance	Full charged battery at 25°C(77°F)	Approx 0.60mΩ
Capacity affected by Temperature (10hour rate)	40°C (104°F) 25°C (77°F) 0°C (32°F) -15°C (5°F)	102% 100% 85% 65%
Remaining capacity Self-Discharge At 25°C(77°F)	Capacity after 3 month storage Capacity after 6 month storage Capacity after 12 month storage	91% 82% 64%
Terminal type	T20	
Max. Discharge current 25°C/(77°F)	2800A (5Seconds)	
Nominal operating temperature	25°C ±5°C(77°F ±9°F)	
Operating Temperature Range	Discharge Charge Storage	-15°C ~50°C (5°F ~122°F) -10°C ~50°C (14°F ~122°F) -20°C ~50°C (-4°F ~122°F)
Charge methods (constant Voltage) At 25°C(77°F)	Cycle use Standby use	Initial Charging Current less than 100 A Voltage 2.42-2.48V Temperature compensation:-5mV/°C Voltage 2.25-2.30V Temperature compensation:-3mV/°C

Constant current discharge (25°C , 77 °F)

Unit:A

Constant power discharge (25°C , 77 °F)

Unit:watts

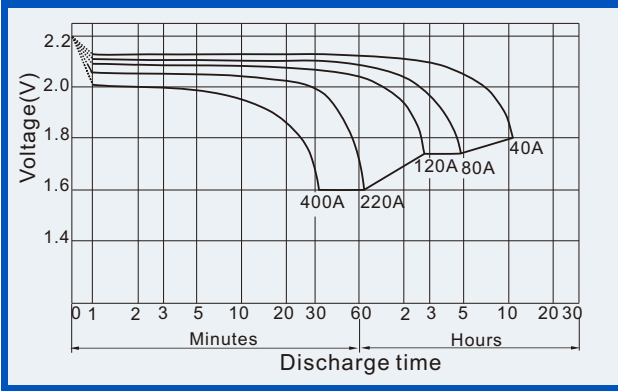
Constant Current(Amp) and Constant Power(Watt) Discharge Table at 25°C(77°F)

Time		5min	10min	15min	30min	1h	2h	3h	4h	5h	8h	10h	20h
1.60V	A	1281	844	680	456	240	140.0	102.8	80.0	66.0	46.8	42.0	23
	W	2204	1502	1216	817	432	256	190.7	150.0	125.1	89.4	80.9	44
1.70V	A	1241	762	641	436	226	133.6	100.0	78.0	64.8	45.6	41.2	22.0
	W	2209	1417	1195	816	425	257	193.0	151.2	125.9	88.9	80.7	43.0
1.75V	A	1200	681	560	408	218	130.4	97.6	76.8	64.0	45.2	40.4	22.0
	W	2185	1292	1066	783	422	252	189.5	149.8	125.1	88.6	79.7	43.3
1.80V	A	1157	642	521	376	211	127.2	95.2	75.6	62.4	44.0	40.0	21.6
	W	2163	1234	1000	726	410	248	187.1	148.8	122.9	86.9	79.2	42.9
1.85V	A	1118	602	481	336	204	124.0	92.0	73.6	60.8	42.8	38.0	20.4
	W	2113	1161	933	655	400	244	182.2	146.1	120.9	85.4	76.5	41.2

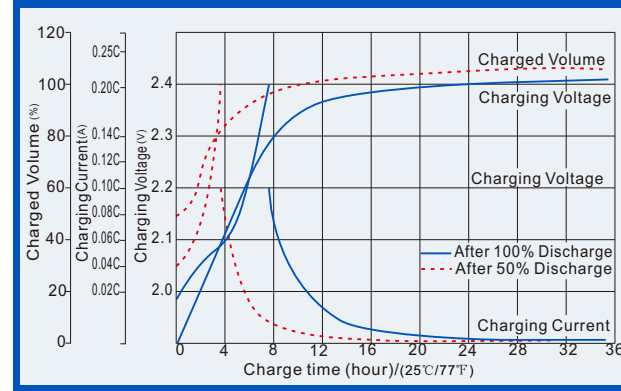
(Above characteristics data are average values obtained within three charge/discharge cycles, not the minimum values.)

VRLA Battery (AGM technology) Maintenance-free Sealed Lead Acid Rechargeable Battery

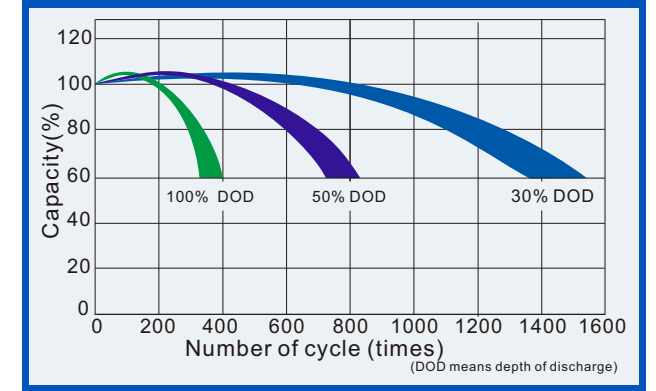
Discharge characteristics (25°C, 77°F)



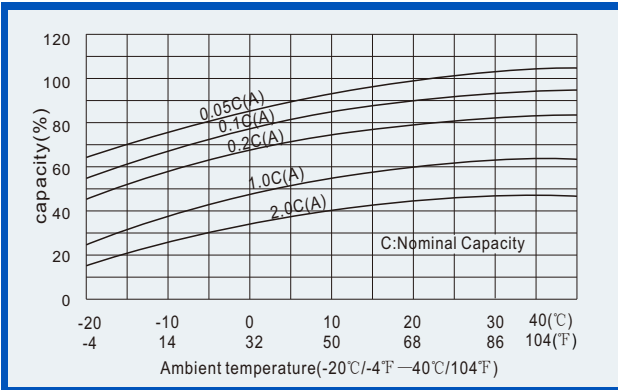
Charge characteristics (25°C, 77°F)



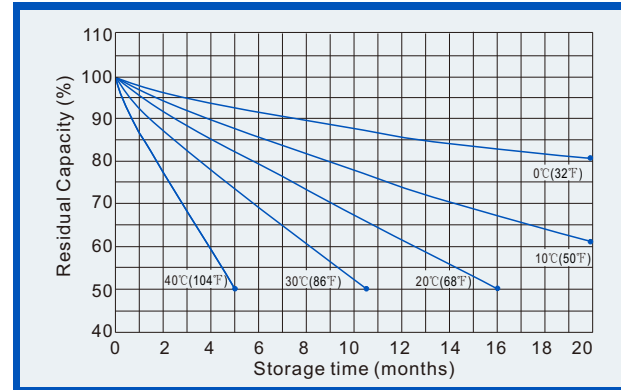
Life characteristics of Cyclic Use (25°C, 77°F)



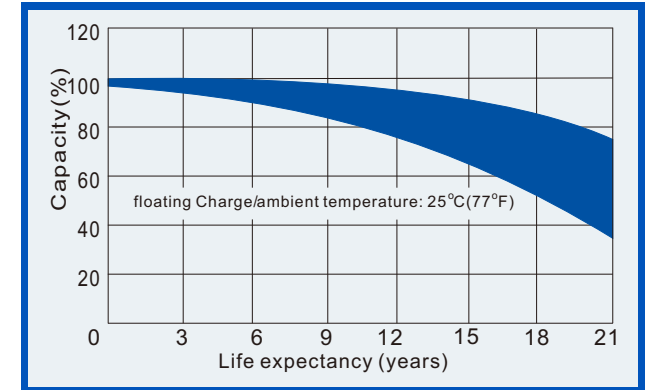
Effect of Temperature on capacity



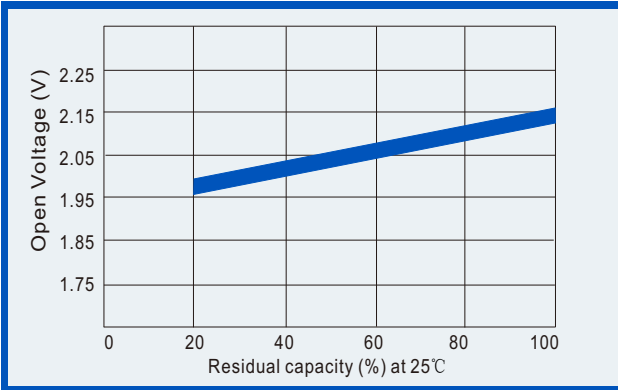
Self-discharge characteristics



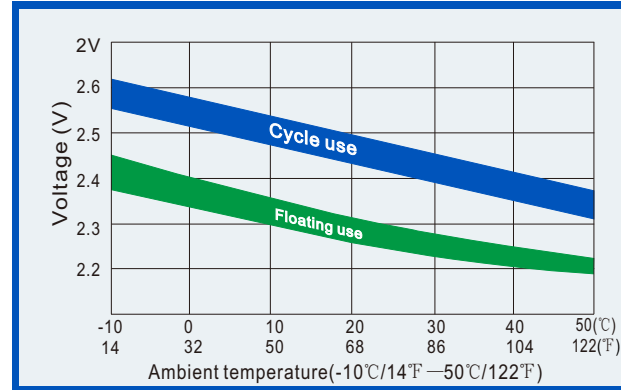
Life Characteristics of float service (25°C, 77°F)



Relationships for open voltage and remained capacity (for reference)



Relationship for charging voltage and temperature



Temperature effects on floating life

